

Metric Description of Singular Defects in Isotropic Materials

RAZ KUPFERMAN, MICHAEL MOSHE & JAKE P. SOLOMON

Communicated by M. ORTIZ

Abstract

Classical elasticity is concerned with bodies that can be modeled as smooth manifolds endowed with a reference metric that represents local equilibrium distances between neighboring material elements. The elastic energy associated with the configuration of a body in classical elasticity is the sum of local contributions that arise from a discrepancy between the actual metric and the reference metric. In contrast, the modeling of defects in solids has traditionally involved extra structure on the material manifold, notably torsion to quantify the density of dislocations and non-metricity to represent the density of point defects. We show that all the classical defects can be described within the framework of classical elasticity using tensor fields that only assume a metric structure. Specifically, bodies with singular defects can be viewed as affine manifolds; both disclinations and dislocations are captured by the monodromy that maps curves that surround the loci of the defects into affine transformations. Finally, we show that two dimensional defects with trivial monodromy are purely local in the sense that if we remove from the manifold a compact set that contains the locus of the defect, the punctured manifold can be isometrically embedded in a Euclidean space.

1. Introduction

1.1. Background

The study of defects in solids and the mechanical properties of solids with imperfections is a longstanding theme in material science. There exists a wide range of prototypical crystalline defects, among which are dislocations, disclinations, and point defects. An influential viewpoint since the 1950s has been to describe defects in solids using differential geometric tools. That is, intermolecular effects are smeared out and the defective solid is modeled as a smooth differentiable

manifold equipped with a structure that captures its intrinsic geometry, and notably the defects.

The pioneers in the adoption of geometric fields to describe defects in crystalline solids were KONDO [16], BILBY et al. [4,5], and KRÖNER [17]. Their approach was motivated by the common practice in crystallography—*Burgers circuits*, that are based on discrete steps with respect to a local crystalline structure, and the identification of defects with a discrepancy between closed loops in real space and closed loops in the discrete crystallographic space. The theory of Kondo and Bilby connects this crystallographic practice to a general theory of continuously dislocated crystals. Its central pillar is a notion of *parallelism*—it is assumed that one knows how to translate vectors in parallel from one point in the body to another. This premise reflects the existence of an underlying lattice, and parallelism is defined such that the components of the translated vector remain constant with respect to the lattice axes.

For defects of dislocation-type, BILBY et al. [4] assume a property of *distant parallelism*, which amounts to the assumption that a lattice can be defined globally far enough from the locus of the defect, so that the parallel transport of vectors with respect to this lattice is path-independent (recall that in solid-state physics a lattice is commonly assumed infinite). Mathematically, their assumption amounts to the postulation of a global *frame field*, which automatically defines a connection with respect to which this frame field is parallel. This connection is the main geometric structure used by Kondo and Bilby et al. to describe the state of a dislocated crystal.

A relation between material properties and a material connection was rigorously defined in WANG [27]. Wang built on Noll’s point of view [22], whereby the mechanical properties of a solid are fully encoded in its constitutive relations. In particular, these relations define a collection of symmetry-preserving maps between tangent spaces at different points. Intuitively, this collection of maps determines in what sense a material element at one point is the “same” as a material element at another point. Mathematically, this collection of maps can be identified with a family of sections of the principal bundle of frame fields. Each such section defines a connection. If the connection is independent of the chosen section, the material symmetries are said to be associated with a *material connection*. As Wang shows, a material connection exists only in the case of discrete symmetries.

Every connection carries two associated geometric fields: *curvature* and *torsion*. A non-vanishing curvature implies that vectors transported in parallel along closed loops do not regain their initial value. For a connection that admits a parallel frame field, the curvature is always zero, and the manifold is then said to be *flat*. A non-vanishing torsion is associated with an asymmetry in the law of parallel transport, or with the failure of parallelograms to be closed. Torsion has been traditionally associated with the presence of non-zero Burgers vectors, and more specifically, as a measure for the density of dislocations (see the recent paper of OZAKIN and YAVARI [23] for a modern derivation of the relation between the two). Thus, a dislocated crystal is commonly described as a manifold equipped with a connection that has zero curvature but non-zero torsion, a manifold known as a *Weitzenböck manifold*.

Another thoroughly-studied type of defect is a *disclination*. Like dislocations, disclinations are detected by the parallel transport of vectors. If dislocations are

translational defects, disclinations are rotational defects. A vector translated in parallel along a closed loop that surrounds a disclination line does not return to its initial value. The geometric interpretation of this effect is the presence of a non-zero curvature. There is in fact a close analogy between dislocations and disclinations: dislocations are measured in terms of a translational Burgers vector whereas disclinations are measured in terms of an angular *Frank vector*. In a dislocated solid, torsion measures the Burgers vector density, whereas in a disclinated body, curvature measures the density of the Frank vector. See ROMANOV [24], DEREZIN and ZUBOV [7] and YAVARI and GORIELY [31] for recent works on the modeling of disclinations in solids.

A third type of defect is a *point defect*. The two prototypical examples of a point defect are a *vacancy*, in which material is removed and the resulting hole is “welded”, and an *interstitial*, in which extra material is inserted at a point. Point defects have also been described using differential geometric fields, and in this context, Kröner introduced the notion of *non-metricity* [18]—a solid with point defects is modeled as a manifold equipped with a connection and a metric, but the connection is not compatible with the metric, that is, parallel transport does not preserve the Riemannian inner-product. See KATANAEV and VOLOVICK [14], MIRI and RIVIER [21], and YAVARI and GORIELY [30] for more recent work.

The description of combinations of the above mentioned defect types has been addressed by several authors. In particular, KATANAEV and VOLOVICH [14], consider all three defect types. MIRI and RIVIER [21] also consider different types of topological defects, and raise two questions that are especially relevant to the present work: (i) can dislocations and disclinations co-exist? and (ii) do dislocations and disclinations “survive” in isotropic solids where there is no lattice to dislocate? Both questions will be addressed below.

Finally, we mention the recent series of papers by YAVARI and GORIELY [29–31], which present a very comprehensive description of the Cartan moving frame formalism, and its uses in the modeling of the three types of defects. In addition to a systematic use of the Riemann–Cartan formalism to simplify calculations in both Riemannian and non-Riemannian manifolds, these papers make a distinctive contribution: for each type of defect they solve specific yet representative examples, and calculate residual stresses within the framework of nonlinear elasticity.

1.2. Outline of Results

The present work is motivated by a renewed interest in materials that have a non-trivial intrinsic geometry. There is a wealth of recent work on pattern formation in living tissues such as leaves (LIANG and MAHADEVAN [19]), fungi (DERVAUX and BEN AMAR [8]), flowers (FORTERRE et al. [11] and MARDER and PAPANICOLAOU [20]), pines (DAWSON et al. [6]), seed pods (ARMON et al. [2]), and isolated cells (AHARONI et al. [1]). There is also a growing literature on engineered soft materials, for example, (KLEIN et al. [15] and WU et al. [28]). These tissues can be attributed a natural metric structure, and are essentially isotropic.

The interest in isotropic materials endowed with a non-trivial geometry leads us to reconsider whether there can be defects in a medium that is inherently disordered.

This is especially pressing in light of Wang’s conclusion that a material connection can be defined unambiguously only in the presence of discrete symmetries. Even before that, we should clarify what makes a solid defect-free.

As our basic model for an isotropic defect-free elastic medium we take a finite-dimensional Riemannian manifold that can be embedded isometrically in a Euclidean space of the same dimension. The Riemannian structure, which is completely independent of the body’s configuration in the ambient space, represents the material structure of the body. The postulation of a material metric should be viewed as similar in spirit to Noll’s postulation that a body is fully described by a constitutive law. A metric does not reflect, like a constitutive law, a full stress-strain relation. It only determines the reference with respect to which strain is measured.

Dislocations, disclinations and point defects are in a sense “elementary defects” in which the defect-free structure is destroyed in clearly delineated regions (typically lines or points). This observation motivates the definition of elementary defects in isotropic media. A body with singular defects is defined as a topological manifold \mathcal{X} and a closed subspace \mathcal{D} , which we identify as the locus of the defect. Moreover, $\mathcal{M} = \mathcal{X} \setminus \mathcal{D}$ is endowed with a smooth structure and a Riemannian metric, such that each point of \mathcal{M} has a neighborhood that is defect-free in the above sense. Note that this definition is in accordance with the concept of a defect proposed by Volterra more than a century ago [26].

Our next step is to classify types of singular defects, and in particular, connect this notion to the classical notions of dislocations, disclinations, and point defects. Moreover, we address the question raised by MIRI and RIVIER [21] as to whether dislocations and disclinations can co-exist.

In accordance with our definition of a singular defect, the differentiable manifold that consists of the body minus the locus of the defect turns out to be an *affine manifold* [3], that is, a differentiable manifold with local charts related to each other by affine transformations. As defects have a topological nature, this affine manifold often has a non-trivial topology. One of the basic tools for studying the topology of a manifold is the *fundamental group*, with elements the homotopy classes of closed loops. In our context, the homotopy class describes how a closed curve goes around the locus of the defect. For affine manifolds there is a well-known map from the fundamental group to affine transformations of the Euclidean space. This map, which is a group homomorphism, is known as the *monodromy* [12].

As we shall show, the monodromy encompasses both the notions of disclination and dislocation. The linear part of the affine transformation quantifies disclination, whereas the translational part quantifies dislocation. While this seems to imply, in response to the question raised by MIRI and RIVIER [21], that dislocations and disclinations can co-exist, the actual answer is more subtle. The subtlety arises from the necessity to choose a base point in defining the fundamental group. Let us focus on a given homotopy class, and assume the fundamental group is abelian. Then, taking into account the base-point dependence, the linear part of the monodromy can be described by a tensor field and the translation part can be described by a vector field. The tensor field describing the linear part is covariantly constant (that is, its covariant derivative vanishes). Hence, the essential information is contained in the tensor’s value at a single point, which is essentially the Frank vector, in the

context of defects in ordered materials. In contrast, the vector field describing the translation part of the monodromy is only covariantly constant if the linear part is trivial. In the context of defects, this means that a dislocation can be quantified by a Burgers vector, that is, by a quantity that depends on the properties of the defect but not on the point of reference, only in the absence of disclinations.

The structure of this paper is as follows: in Section 2 we propose a definition for bodies with singular defects, and show that they can be viewed as affine manifolds. In Section 3 we describe the monodromy of an affine manifold as a map from its fundamental group to affine transformations of its tangent space. In particular, we relate the monodromy to disclinations and dislocations. In Section 4 we analyze in this context the classical defects—disclinations, screw dislocations, edge dislocations, higher-order defects, and point defects. For each example we perform an explicit calculation of the monodromy. Furthermore, we prove a general result for two-dimensional defects asserting that trivial monodromy implies a purely local defect. Finally, our results are summarized and interpreted in Section 5.

2. Bodies with Singular Defects

2.1. Definitions

Our first step is to define what is a solid body with singular defects in a manner that only relies on its metric, and does not depend on the presence of a lattice structure, whether because there is no such structure or because it does not affect the mechanical properties of the body. We start by defining a body free of defects. We formulate everything in arbitrary dimension n ; in most applications $n = 3$.

Definition 1. A defect-free body is a connected, oriented, n -dimensional Riemannian manifold $(\mathcal{M}, \mathfrak{g})$, possibly with boundary, that is globally flat, that is, there exists an isometric embedding

$$f : \mathcal{M} \rightarrow \mathbb{R}^n,$$

where \mathbb{R}^n is equipped with the standard Euclidean metric, \mathfrak{e} ; that is, $\mathfrak{g} = f^*\mathfrak{e}$.

A few words about notations: let $f : \mathcal{M} \rightarrow \mathcal{N}$ be a differentiable mapping between two manifolds. Then df is a linear map $T\mathcal{M} \rightarrow f^*T\mathcal{N}$, where $f^*T\mathcal{N}$ is a vector bundle over \mathcal{M} , with the fiber $(f^*T\mathcal{N})_p$ identified with the fiber $T_{f(p)}\mathcal{N}$. Because of this canonical identification, if $F \rightarrow \mathcal{M}$ is a vector bundle and $\Phi : f^*T\mathcal{N} \rightarrow F$, then for $p \in \mathcal{M}$ and $\xi \in T_{f(p)}\mathcal{N}$, we can unambiguously apply Φ at p to ξ , denoting the result by $\Phi_p(\xi)$.

Let $\alpha \in \Gamma(\mathcal{N}; T^*\mathcal{N})$ be a co-vector field on \mathcal{N} . We denote by $f^*\alpha \in \Gamma(\mathcal{M}; f^*T^*\mathcal{N})$ its pullback defined by,

$$(f^*\alpha)_p(v) = \alpha_{f(p)}(v), \quad p \in \mathcal{M}, \quad v \in T_{f(p)}\mathcal{N},$$

where we applied the above canonical identification on the left hand side. If we view α as a differential form rather than a section, then its pullback, which is denoted by $f^*\alpha \in \Gamma(\mathcal{M}; T^*\mathcal{M})$, is defined by

$$(f^*\alpha)_p(v) = \alpha_{f(p)}(df_p(v)), \quad p \in \mathcal{M}, \quad v \in T_p\mathcal{M},$$

namely, $f^*\alpha = (f^*\alpha) \circ df$. In this context, $\mathfrak{g} = f^*\epsilon$ is defined by

$$\mathfrak{g}(u, v) = (f^*\epsilon)(df(u), df(v)), \quad u, v \in T\mathcal{M}.$$

Having defined a defect-free body, we proceed to define a body with singular defects.

Definition 2. A body with singular defects is a connected n -dimensional topological manifold \mathcal{X} and a (not-necessarily connected) closed subspace $\mathcal{D} \subset \mathcal{X}$ (called the locus of the defect), such that $\mathcal{M} = \mathcal{X} \setminus \mathcal{D}$ is connected and oriented. Moreover, \mathcal{M} is endowed with a smooth structure and a (reference) metric \mathfrak{g} that is locally Euclidean: every point $p \in \mathcal{M}$ has an open neighborhood $(U_p, \mathfrak{g}|_{U_p})$ that embeds isometrically in (\mathbb{R}^n, ϵ) . Finally, there do not exist a smooth structure and Riemannian metric on \mathcal{X} such that the inclusion $\mathcal{M} \hookrightarrow \mathcal{X}$ is an isometric embedding of Riemannian manifolds.

The last condition in Definition 2 ensures the presence of a defect. In some cases, there does exist a metric space structure on \mathcal{X} such that the inclusion $\mathcal{M} \hookrightarrow \mathcal{X}$ is an isometric embedding of metric spaces.

2.2. The Affine Structure

A body with singular defects carries a natural *affine structure*. Let $\{(U_\alpha, \varphi_\alpha : U_\alpha \rightarrow \mathbb{R}^n)\}$ be an atlas of orientation-preserving isometries (which by Definition 2 exists), namely,

$$\mathfrak{g}|_{U_\alpha} = \varphi_\alpha^*\epsilon.$$

Let $(U_\alpha, \varphi_\alpha)$ and (U_β, φ_β) be two local charts with domains having a non-empty intersection, $V = U_\alpha \cap U_\beta$. Then,

$$\mathfrak{g}|_V = \varphi_\alpha^*\epsilon|_V = \varphi_\beta^*\epsilon|_V,$$

which implies that

$$\varphi_\beta \circ \varphi_\alpha^{-1} : \varphi_\alpha(V) \rightarrow \varphi_\beta(V)$$

is an isometry between two open sets in \mathbb{R}^n , namely a rigid transformation of the form

$$A(x) = Lx + b,$$

where $L \in \text{SO}(n)$ and $b \in \mathbb{R}^n$ (it is $\text{SO}(n)$ rather than $\text{O}(n)$ because we only consider orientation-preserving isometries). A manifold endowed with an atlas such that all coordinate transforms are affine is called an *affine manifold*. Bodies with singular defects form a subclass of affine manifolds in which all local chart transformations are rigid transformations. Note that it is the only the smooth submanifold \mathcal{M} , and not the topological manifold \mathcal{X} that carries an affine structure.

Any affine structure comes with a natural connection $\nabla^{\mathcal{M}}$ that is induced from the standard connection ∇^e in the Euclidean space. Let $(U_\alpha, \varphi_\alpha)$ be a local chart, then for $X, Y \in \Gamma(U_\alpha; TU_\alpha)$, we define

$$\nabla_X^{\mathcal{M}} Y = (\varphi_\alpha^* \nabla^e)_X Y = d\varphi_\alpha^{-1} \left((\varphi_\alpha^* \nabla^e)_X d\varphi_\alpha(Y) \right).$$

Note that $d\varphi_\alpha(Y) \in \Gamma(U_\alpha, \varphi_\alpha^* T\mathbb{R}^n)$, hence $(\varphi_\alpha^* \nabla^e)_X d\varphi_\alpha(Y) \in \Gamma(U_\alpha, \varphi_\alpha^* T\mathbb{R}^n)$, so that the action of $d\varphi_\alpha^{-1} : \varphi_\alpha^* T\mathbb{R}^n \rightarrow T\mathcal{M}$ is well-defined.

To show that the definition of the pullback connection is independent of the chosen chart, that is, coincides on overlapping charts, let φ_β be another chart with the same domain, and let $\varphi_{\alpha\beta} = \varphi_\alpha \circ \varphi_\beta^{-1}$ be the affine coordinate transformation. Then

$$(\varphi_\alpha^* \nabla^e)_X Y = (\varphi_\beta^* \varphi_{\alpha\beta}^* \nabla^e)_X Y = \varphi_\beta^* \nabla^e,$$

where in the last step we used the fact that $\varphi_{\alpha\beta}^* \nabla^e = \nabla^e$, that is, affine transformations in Euclidean space preserve parallelism.

It follows from the definition of $\nabla^{\mathcal{M}}$ that for every local chart $(U_\alpha, \varphi_\alpha)$,

$$\partial_i^\alpha = d\varphi_\alpha^{-1} \left(\varphi_\alpha^* \frac{\partial}{\partial x^i} \right)$$

is a parallel vector field. To transport a vector in parallel within a given chart $(U_\alpha, \varphi_\alpha)$ we write $v \in T_p U_\alpha$ as

$$v = v^i \partial_i^\alpha|_p.$$

Denoting by $\Pi_p^q : T_p U_\alpha \rightarrow T_q U_\alpha$ the parallel transport operator, we have

$$\Pi_p^q(v) = v^i \partial_i^\alpha|_q.$$

It is easy to see that the induced connection $\nabla^{\mathcal{M}}$ inherits the properties of the Euclidean connection:

Proposition 1. $\nabla^{\mathcal{M}}$ is flat and torsion-free.

Proof. Let (U, φ) be a local chart and let $X, Y \in \Gamma(U; TU)$. We have,

$$\nabla_X^{\mathcal{M}} Y - \nabla_Y^{\mathcal{M}} X = \varphi_*^{-1} \left(\nabla_{\varphi_*(X)}^e \varphi_*(Y) - \nabla_{\varphi_*(Y)}^e \varphi_*(X) \right),$$

where $\varphi_*(X)$ is the vector field on $\varphi(U)$ corresponding to X . Because the Euclidean connection is torsion free,

$$\nabla_X^{\mathcal{M}} Y - \nabla_Y^{\mathcal{M}} X = \left(\varphi^{-1} \right)_* ([\varphi_*(X), \varphi_*(Y)]) = [X, Y],$$

which proves that the torsion is zero. A similar argument shows that the curvature is zero as well.

To summarize, every affine manifold is equipped with a natural flat and torsion-free connection. For a locally Euclidean manifold, this connection is the Riemannian Levi-Civita connection.

3. Monodromy

The flatness of the connection on \mathcal{M} implies that parallel transport in $T\mathcal{M}$ is path-independent within every homotopy class. If the defective body is simply-connected (as is the case, for example, for point defects in three dimensions), then parallel transport is totally path-independent. Otherwise, parallel transport depends on the homotopy class of the curve. In this case it is useful to analyze the affine manifold through its *universal cover*.

3.1. The Universal Cover

Let $p \in \mathcal{M}$; we denote as usual by $\pi_1(\mathcal{M}, p)$ the *fundamental group* of \mathcal{M} at p . Every $g \in \pi_1(\mathcal{M}, p)$ is a homotopy class of curves $\gamma : I \rightarrow \mathcal{M}$, satisfying $\gamma(0) = \gamma(1) = p$. $\pi_1(\mathcal{M}, p)$ is a group with respect to curve concatenation (gh is the homotopy class $[\eta * \gamma]$, where $\gamma \in g$ and $\eta \in h$). Although the fundamental group depends on the reference point, $\pi_1(\mathcal{M}, p)$ and $\pi_1(\mathcal{M}, q)$ are isomorphic. However, there is no canonical isomorphism unless the fundamental group is abelian (see below).

We next introduce the notion of a universal cover; see for example, HATCHER [13] for a thorough presentation of the algebraic-topological constructs used in this section.

Definition 3. A manifold $\tilde{\mathcal{M}}$ along with a map $\pi : \tilde{\mathcal{M}} \rightarrow \mathcal{M}$ is a *covering space* for \mathcal{M} , if for every $p \in \mathcal{M}$ there exists an open neighborhood $U_p \subset \mathcal{M}$, such that $\pi^{-1}(U_p)$ is a union of disjoint sets, each homeomorphic to U_p . The map π is called a *projection*, and the set $\pi^{-1}(p)$ is called the *fiber* of $\tilde{\mathcal{M}}$ over p . A *universal cover* of \mathcal{M} is a simply-connected covering space.

It is a known fact that a universal cover exists if \mathcal{M} is connected, path-connected, and semi-locally simply-connected, all of which we will assume. Moreover, the universal cover is unique up to isomorphism. The universal cover can be constructed explicitly from the fundamental groupoid of all homotopy classes of curves in \mathcal{M} .

The universal cover $\tilde{\mathcal{M}}$ inherits the flat torsion-free connection of \mathcal{M} , $\nabla^{\tilde{\mathcal{M}}} = \pi^* \nabla^{\mathcal{M}}$, namely,

$$\nabla_X^{\tilde{\mathcal{M}}} Y = d\pi^{-1} \left((\pi^* \nabla^{\mathcal{M}})_X d\pi(Y) \right) \quad X, Y \in \Gamma(T\tilde{\mathcal{M}}). \quad (1)$$

Since $\tilde{\mathcal{M}}$ is simply-connected and $\nabla^{\tilde{\mathcal{M}}}$ is flat and torsion-free, it follows that parallel transport in $T\tilde{\mathcal{M}}$ is path-independent. For $p, q \in \tilde{\mathcal{M}}$, we denote by $\tilde{\Pi}_p^q : T_p\tilde{\mathcal{M}} \rightarrow T_q\tilde{\mathcal{M}}$ the parallel transport operator from p to q . For $\gamma : I \rightarrow \mathcal{M}$, let $\Pi_\gamma : T_{\gamma(0)}\mathcal{M} \rightarrow T_{\gamma(1)}\mathcal{M}$ denote parallel transport along γ . Note that

$$\tilde{\Pi}_p^q = d\pi_q^{-1} \circ \Pi_\gamma \circ d\pi_p, \quad (2)$$

where γ is the projection of a curve that connects p to q . An important property of covering spaces is the existence of a *unique lift* of curves (see Proposition 1.34 in [13]). Let $\gamma : I \rightarrow \mathcal{M}$ with $\gamma(0) = p$. For every $\tilde{p} \in \pi^{-1}(p)$ there exists a unique curve $\tilde{\gamma} : I \rightarrow \tilde{\mathcal{M}}$ satisfying $\pi \circ \tilde{\gamma} = \gamma$ (that is, $\tilde{\gamma}$ is a lift of γ) and $\tilde{\gamma}(0) = \tilde{p}$.

3.2. Deck Transformations

Covering spaces come with automorphisms called *deck transformations*, which are homeomorphisms $f : \tilde{\mathcal{M}} \rightarrow \tilde{\mathcal{M}}$ satisfying

$$\pi \circ f = \pi. \quad (3)$$

That is, a deck transformation maps continuously every point in the covering space to a point that lies on the same fiber. It is easy to see that deck transformations form a group under composition, which we denote by $\text{deck}(\tilde{\mathcal{M}})$.

There exists a close connection between $\text{deck}(\tilde{\mathcal{M}})$ and $\pi_1(\mathcal{M})$, which we present in the following propositions. The proofs, which are all classical, are given in order to demonstrate how the structure of a manifold is revealed through its universal cover.

Proposition 2. *A deck transformation of a path connected covering space is uniquely determined by its value at a single point.*

Proof. Let $\varphi_1, \varphi_2 \in \text{deck}(\tilde{\mathcal{M}})$ satisfy

$$\varphi_1(p) = \varphi_2(p) = \tilde{p}.$$

Suppose that there exists a point $q \in \tilde{\mathcal{M}}$ for which

$$q_1 = \varphi_1(q) \neq \varphi_2(q) = q_2.$$

Let $\alpha : I \rightarrow \tilde{\mathcal{M}}$ be a curve that connects q with p and let $\beta : I \rightarrow \tilde{\mathcal{M}}$ be a curve that connects p with \tilde{p} . The curves

$$\begin{aligned} \gamma_1 &= (\varphi_1 \circ \alpha^{-1}) * \beta * \alpha \\ \gamma_2 &= (\varphi_2 \circ \alpha^{-1}) * \beta * \alpha, \end{aligned}$$

connect q to q_1 and q_2 respectively. However,

$$\pi \circ \gamma_1 = (\pi \circ \alpha^{-1}) * (\pi \circ \beta) * (\pi \circ \alpha) = \pi \circ \gamma_2,$$

and $\gamma_1(0) = \gamma_2(0) = q$, thus violating the unique lift property. This uniqueness proof shows in fact how to construct the deck transformation given its value at a single point (Fig. 1).

Proposition 3. *Let $\tilde{\mathcal{M}}$ be the universal cover of \mathcal{M} . Given a reference point $p \in \tilde{\mathcal{M}}$, there exists a canonical isomorphism between $\text{deck}(\tilde{\mathcal{M}})$ and $\pi_1(\mathcal{M}, \pi(p))$. If the fundamental group is abelian, then this isomorphism is independent of the reference point.*

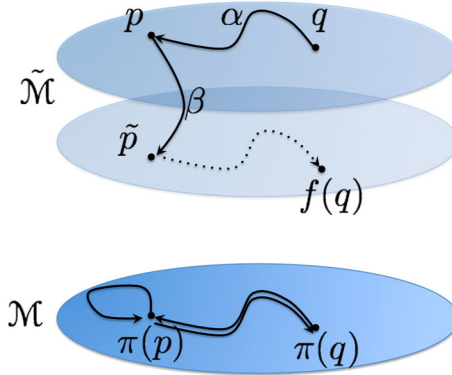


Fig. 1. Construction of a deck transformation given that p is mapped into \tilde{p}

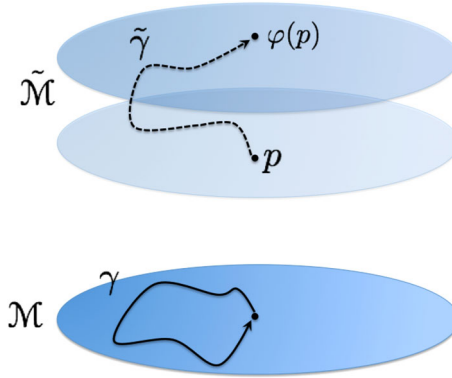


Fig. 2. The relation between $\pi_1(\mathcal{M})$ and $\text{deck}(\tilde{\mathcal{M}})$. Fix a point $p \in \tilde{\mathcal{M}}$. Given a loop γ in \mathcal{M} based at $\pi(p)$, the corresponding deck transformation φ is the unique one such that $\varphi(p)$ is the endpoint of the lift of γ starting at p . By Proposition 2, deck transformations are fully specified by their value at a single point

Proof. Given a reference point p , to every $\varphi \in \text{deck}(\tilde{\mathcal{M}})$ corresponds an element $g \in \pi_1(\mathcal{M}, \pi(p))$ by taking a loop in \mathcal{M} that is the projection of a curve in $\tilde{\mathcal{M}}$ that connects p to $\varphi(p)$. It is easy to see that this mapping is well defined and does not depend on the chosen curve. Conversely, to every $g \in \pi_1(\mathcal{M}, \pi(p))$ corresponds a deck transformation, by mapping p to the end point of the unique lift of a curve $\gamma : I \rightarrow \mathcal{M}$ that represents g (see Fig. 2). It is easy to see that this mapping between deck transformations and the fundamental group is both bijective and preserves the group structure, that is, it is an isomorphism, which we denote by $\Phi(\cdot, p) : \text{deck}(\tilde{\mathcal{M}}) \rightarrow \pi_1(\mathcal{M}, p)$.

Let p' be another point on the same fiber as p . Let γ be a curve that connects p to p' and let β be a curve that connects p to $\varphi(p)$. Then,

$$\Phi(\varphi, p') = \left[\pi \circ \left((\varphi \circ \gamma) * \beta * \gamma^{-1} \right) \right] = [\pi \circ \varphi \circ \gamma] \cdot [\pi \circ \beta] \cdot [\pi \circ \gamma^{-1}].$$

Note that

$$[\pi \circ \beta] = \Phi(\varphi, p), \quad [\pi \circ \varphi \circ \gamma] = [\pi \circ \gamma] \quad \text{and} \quad [\pi \circ \gamma^{-1}] = [\pi \circ \gamma]^{-1}.$$

Hence

$$\Phi(\varphi, p') = [\pi \circ \gamma] \cdot \Phi(\varphi, p) \cdot [\pi \circ \gamma]^{-1},$$

and the mapping $\Phi(\varphi, p)$ is independent of p if and only if the fundamental group is abelian.

Deck transformations leave the connection invariant:

Proposition 4. *Let $\varphi \in \text{deck}(\tilde{\mathcal{M}})$. Then,*

$$\varphi^* \nabla^{\tilde{\mathcal{M}}} = \nabla^{\tilde{\mathcal{M}}}.$$

Proof. Note that both $\nabla^{\tilde{\mathcal{M}}}$ and $\varphi^* \nabla^{\tilde{\mathcal{M}}}$ are connections on $T\tilde{\mathcal{M}}$. Now,

$$\varphi^* \nabla^{\tilde{\mathcal{M}}} = \varphi^* \pi^* \nabla^{\mathcal{M}} = \pi^* \nabla^{\mathcal{M}} = \nabla^{\tilde{\mathcal{M}}},$$

where the identity $\varphi^* \pi^* = \pi^*$ follows from the identity $\pi \circ \varphi = \pi$.

A consequence of this invariance is that the differential of any deck transformation is a parallel section.

Proposition 5. *Let $\varphi \in \text{deck}(\tilde{\mathcal{M}})$. Then,*

$$d\varphi \in \Gamma(\tilde{\mathcal{M}}; T^*\tilde{\mathcal{M}} \otimes \varphi^* T\tilde{\mathcal{M}})$$

is a parallel section.

Proof. Let $f : \tilde{\mathcal{M}} \rightarrow \mathcal{N}$, let $\Phi \in \Gamma(\tilde{\mathcal{M}}; T^*\tilde{\mathcal{M}} \otimes f^* T\mathcal{N})$, and let $X, v \in \Gamma(\tilde{\mathcal{M}}; T\tilde{\mathcal{M}})$. Denote by $\hat{\nabla}$ the connection on $T^*\tilde{\mathcal{M}} \otimes f^* T\mathcal{N}$ induced by the connections $\nabla^{\tilde{\mathcal{M}}}$ and $f^* \nabla^{\mathcal{N}}$. By definition,

$$(f^* \nabla^{\mathcal{N}})_X \Phi(v) = (\hat{\nabla}_X \Phi)(v) + \Phi(\nabla_X^{\tilde{\mathcal{M}}} v).$$

In the present case we take $\mathcal{N} = \tilde{\mathcal{M}}$, $f = \varphi$, and $\Phi = d\varphi$. Hence,

$$(\hat{\nabla}_X d\varphi)(v) = d\varphi(\nabla_X^{\tilde{\mathcal{M}}} v) - (\varphi^* \nabla^{\tilde{\mathcal{M}}})_X d\varphi(v) = d\varphi \left(\nabla_X^{\tilde{\mathcal{M}}} v - (\varphi^* \nabla^{\tilde{\mathcal{M}}})_X v \right) = 0,$$

where in the last step we used Proposition 4.

3.3. The Monodromy of an Affine Manifold

The usefulness of the universal cover $\tilde{\mathcal{M}}$ with its geometric properties pulled back from \mathcal{M} stems from the fact that on one hand it has patches that are a “genuine replica” of \mathcal{M} , while on the other hand, parallel transport on its tangent space is path-independent. The ability to transport vectors allows an unambiguous definition of a “displacement vector” with respect to a reference point, which is known as a *developing map*.

Definition 4. Fix $p \in \tilde{\mathcal{M}}$. The developing map,

$$\text{dev} : \tilde{\mathcal{M}} \rightarrow T_p\tilde{\mathcal{M}}$$

is defined as follows: for every $q \in \tilde{\mathcal{M}}$ choose a curve $\gamma : I \rightarrow \tilde{\mathcal{M}}$ that connects p with q . Then,

$$\text{dev}(q) = \int_0^1 \tilde{\Pi}_{\gamma(t)}^p(\dot{\gamma}(t)) dt.$$

Since $\nabla^{\tilde{\mathcal{M}}}$ is torsion free, this definition is independent of the chosen curve. This can be shown as follows: Define a differential 1-form ω on $\tilde{\mathcal{M}}$ with coefficients in $T_p\tilde{\mathcal{M}}$ by parallel transport, namely,

$$\omega_q = \tilde{\Pi}_q^p.$$

The developing map is then given by

$$\text{dev}(q) = \int_{\gamma} \omega, \tag{4}$$

where $\gamma : I \rightarrow \tilde{\mathcal{M}}$ connects p with q . Cartan’s first structural equation implies that $d\omega = 0$. Since $\tilde{\mathcal{M}}$ is simply-connected, the integral is path independent by Stokes’ theorem.

The developing map is the geometric equivalent of the crystallographic practice of counting discrete steps (it is in fact equivalent to the developing map defined by OZAKIN and YAVARI [23]). Note that the common practice is to define the developing map into \mathbb{R}^n using a trivialization of the tangent bundle; we have reasons that will become apparent below to associate the developing map with a particular tangent space.

Note that both $\tilde{\mathcal{M}}$ and $T_p\tilde{\mathcal{M}}$ are affine manifolds. It follows from (4) that the developing map preserves the affine structure in the following sense:

Proposition 6.

$$d \text{dev}_q(v) = \tilde{\Pi}_q^p(v),$$

where on the right hand side we use the canonical identification of $T_{\text{dev}(q)}T_p\tilde{\mathcal{M}}$ with $T_p\tilde{\mathcal{M}}$.

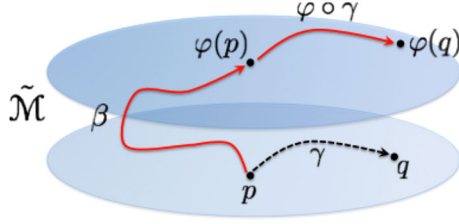


Fig. 3. The curve $\alpha = (\varphi \circ \gamma) * \beta$ (in red) used to calculate $\text{dev}(\varphi(q))$ (color figure online)

The developing map is a useful tool for analyzing curves in \mathcal{M} that surround defects, by studying how the developing map changes along their lift in $\tilde{\mathcal{M}}$. Fix a deck transformation φ . Given $q \in \tilde{\mathcal{M}}$, we express $\text{dev}(\varphi(q))$ by integrating along a curve that connects p and $\varphi(q)$ that is a concatenation of the form

$$\alpha = (\varphi \circ \gamma) * \beta,$$

where γ is a curve that connects p and q , and β connects p with $\varphi(p)$ (see Fig. 3). By definition,

$$\begin{aligned} \text{dev}(\varphi(q)) &= \int \tilde{\Pi}_{\alpha(t)}^p(\dot{\alpha}(t)) \, dt \\ &= \int \tilde{\Pi}_{\beta(t)}^p(\dot{\beta}(t)) \, dt + \int \tilde{\Pi}_{\varphi(\gamma(t))}^p \circ d\varphi_{\gamma(t)}(\dot{\gamma}(t)) \, dt \\ &= \text{dev}(\varphi(p)) + \tilde{\Pi}_{\varphi(p)}^p \int \tilde{\Pi}_{\varphi(\gamma(t))}^{\varphi(p)} \circ d\varphi_{\gamma(t)}(\dot{\gamma}(t)) \, dt, \end{aligned} \quad (5)$$

where in the passage from the second to the third line we used the composition rule for parallel transport, $\tilde{\Pi}_{\varphi(\gamma(t))}^p = \tilde{\Pi}_{\varphi(p)}^p \circ \tilde{\Pi}_{\varphi(\gamma(t))}^{\varphi(p)}$. Note that the first term on the right hand side is independent of q ; it only depends on φ and on the reference point p .

To further simplify the second term on the right hand side we need the following lemma:

Lemma 1. For every $q \in \tilde{\mathcal{M}}$,

$$\tilde{\Pi}_{\varphi(q)}^{\varphi(p)} \circ d\varphi_q = d\varphi_p \circ \tilde{\Pi}_q^p. \quad (6)$$

Proof. Let $\gamma : I \rightarrow \tilde{\mathcal{M}}$ be a curve that connects q with p . Then, the curve $\varphi \circ \gamma : I \rightarrow \tilde{\mathcal{M}}$ connects $\varphi(q)$ with $\varphi(p)$. Let $\xi(t)$ be a parallel vector field along $\gamma(t)$ and let $\eta(t)$ be a parallel vector field along $\varphi \circ \gamma$, satisfying

$$\eta(0) = d\varphi_q(\xi(0)) \quad (7)$$

(see Fig. 4). We show below that

$$\eta(t) = d\varphi_{\gamma(t)}(\xi(t)). \quad (8)$$

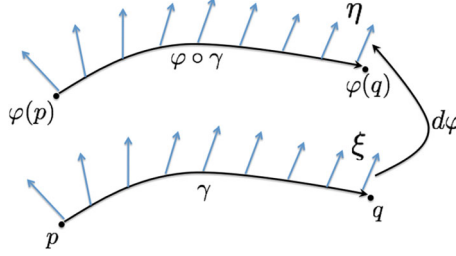


Fig. 4. Construction for the proof of Lemma 1

Since $\eta(t)$ is a parallel vector field,

$$\eta(1) = \tilde{\Pi}_{\varphi(q)}^{\varphi(p)} \eta(0) = \tilde{\Pi}_{\varphi(q)}^{\varphi(p)} \circ d\varphi_q(\xi(0)).$$

On the other hand, by (8) and since $\xi(t)$ is a parallel vector field,

$$\eta(1) = d\varphi_{\gamma(1)}(\xi(1)) = d\varphi_p \circ \tilde{\Pi}_q^p(\xi(0)).$$

Since this holds for arbitrary $\xi(0)$ we obtain the desired result.

It remains to prove (8). Note that $d\varphi_{\gamma(t)}(\xi(t))$ is a vector field along $\varphi \circ \gamma$ that satisfies the initial conditions (7). To show that it is equal to $\eta(t)$ it only remains to show that it is parallel, which follows from the fact that both $d\varphi$ (by Proposition 5) and $\xi(t)$ are parallel sections.

For a vector space V , let $\text{Aff}(V)$ denote the space of affine transformations of V .

Theorem 1. *There exists $m_\varphi \in \text{Aff}(T_p\tilde{\mathcal{M}})$ such that*

$$\text{dev}(\varphi(q)) = m_\varphi(\text{dev}(q))$$

for all $q \in \tilde{\mathcal{M}}$. Explicitly, m_φ is given by

$$m_\varphi(v) = A_\varphi v + b_\varphi,$$

with $A_\varphi \in \text{End}(T_p\tilde{\mathcal{M}})$ given by

$$A_\varphi = \tilde{\Pi}_{\varphi(p)}^p \circ d\varphi_p, \quad (9)$$

and $b_\varphi \in T_p\tilde{\mathcal{M}}$ given by

$$b_\varphi = \text{dev}(\varphi(p)). \quad (10)$$

Proof. By (5),

$$\text{dev}(\varphi(q)) = \text{dev}(\varphi(p)) + \tilde{\Pi}_{\varphi(p)}^p \int \tilde{\Pi}_{\varphi(\gamma(t))}^{\varphi(p)} \circ d\varphi_{\gamma(t)}(\dot{\gamma}(t)) dt.$$

By (6) with $q = \gamma(t)$,

$$\tilde{\Pi}_{\varphi(\gamma(t))}^{\varphi(p)} \circ d\varphi_{\gamma(t)} = d\varphi_p \circ \tilde{\Pi}_{\gamma(t)}^p,$$

hence

$$\begin{aligned} \operatorname{dev}(\varphi(q)) &= \operatorname{dev}(\varphi(p)) + \tilde{\Pi}_{\varphi(p)}^P \circ \mathbf{d}\varphi_p \int \tilde{\Pi}_{\dot{\gamma}(t)}^P(\dot{\gamma}(t)) \, dt \\ &= b_\varphi + A_\varphi \operatorname{dev}(q). \end{aligned}$$

Let

$$m : \operatorname{deck}(\tilde{\mathcal{M}}) \longrightarrow \operatorname{Aff}(T_p\tilde{\mathcal{M}})$$

be given by $\varphi \mapsto m_\varphi$. As shown next, this mapping is a group homomorphism, and it is called the *monodromy* of the affine manifold $\tilde{\mathcal{M}}$.

Proposition 7. *m is a group homomorphism, namely,*

$$m_{\varphi \circ \psi} = m_\varphi \circ m_\psi.$$

Proof. By definition,

$$A_{\varphi \circ \psi} = \tilde{\Pi}_{\varphi \circ \psi(p)}^P \circ \mathbf{d}\varphi_{\psi(p)} \circ \mathbf{d}\psi_p = \tilde{\Pi}_{\varphi(p)}^P \circ \tilde{\Pi}_{\varphi \circ \psi(p)}^{\varphi(p)} \circ \mathbf{d}\varphi_{\psi(p)} \circ \mathbf{d}\psi_p.$$

Once again we use (6) to obtain

$$\tilde{\Pi}_{\varphi \circ \psi(p)}^{\varphi(p)} \circ \mathbf{d}\varphi_{\psi(p)} = \mathbf{d}\varphi_p \circ \tilde{\Pi}_{\psi(p)}^P.$$

Hence,

$$A_{\varphi \circ \psi} = \tilde{\Pi}_{\varphi(p)}^P \circ \mathbf{d}\varphi_p \circ \tilde{\Pi}_{\psi(p)}^P \circ \mathbf{d}\psi_p = A_\varphi \circ A_\psi.$$

Finally, using the fact that $\operatorname{dev} \circ \varphi = A_\varphi \circ \operatorname{dev} + b_\varphi$ and $\operatorname{dev}(\psi(p)) = b_\psi$,

$$\begin{aligned} b_{\varphi \circ \psi} &= \operatorname{dev}(\varphi \circ \psi(p)) \\ &= A_\varphi \operatorname{dev}(\psi(p)) + \operatorname{dev}(\varphi(p)) \\ &= A_\varphi b_\psi + b_\varphi. \end{aligned}$$

Thus,

$$m_{\varphi \circ \psi}(v) = A_{\varphi \circ \psi} v + b_{\varphi \circ \psi} = A_\varphi A_\psi v + A_\varphi b_\psi + b_\varphi = m_\varphi \circ m_\psi(v).$$

Having explicit expressions for the affine transformations m_φ , we turn to study their properties. In particular, we allow the reference point to vary and view the developing map as a function

$$\operatorname{dev} : \tilde{\mathcal{M}} \times \tilde{\mathcal{M}} \rightarrow T\tilde{\mathcal{M}},$$

such that $\varpi(\operatorname{dev}(p, q)) = p$, where $\varpi : T\tilde{\mathcal{M}} \rightarrow \tilde{\mathcal{M}}$ is the canonical projection. From this angle, we may view m as a homomorphism from the group of deck transformations to the group of sections of the principal bundle $\operatorname{Aff}(T\tilde{\mathcal{M}})$. The next proposition states that A_φ is determined by its value at a single point.

Proposition 8. *A_φ is a parallel section of $\operatorname{End}(T\tilde{\mathcal{M}})$.*

Proof. Define $\tilde{\Pi}_\varphi \in \Gamma(\tilde{\mathcal{M}}; \varphi^*T\tilde{\mathcal{M}} \otimes T\tilde{\mathcal{M}})$ by

$$(\tilde{\Pi}_\varphi)_p = \tilde{\Pi}_{\varphi(p)}^p.$$

Then

$$A_\varphi = \tilde{\Pi}_\varphi \circ d\varphi,$$

which is a parallel section of $\text{End}(T\tilde{\mathcal{M}})$. Indeed, both $d\varphi$ and $\tilde{\Pi}_\varphi$ are parallel sections, the first by Proposition 5 and the second because the parallel transport is path independent.

The analogous statement for b_φ is more subtle.

Proposition 9. b_φ is a parallel vector field if and only if A_φ is the identity section of $\text{End}(T\tilde{\mathcal{M}})$.

Proof. By definition,

$$(b_\varphi)_p = \int \tilde{\Pi}_{\beta_{\varphi,p}(t)}^p(\dot{\beta}_{\varphi,p}(t)) dt.$$

where $\beta_{\varphi,p}$ is a curve that connects p to $\varphi(p)$. For $q \in \tilde{\mathcal{M}}$ set

$$\beta_{\varphi,q} = (\varphi \circ \gamma^{-1}) * \beta_{\varphi,p} * \gamma,$$

where γ is a curve from q to p . Then,

$$\begin{aligned} (b_\varphi)_q &= \tilde{\Pi}_p^q(b_\varphi)_p - \int \tilde{\Pi}_{\varphi \circ \gamma(t)}^q \circ d\varphi_{\gamma(t)}(\dot{\gamma}(t)) dt + \int \tilde{\Pi}_{\gamma(t)}^q(\dot{\gamma}(t)) dt \\ &= \tilde{\Pi}_p^q(b_\varphi)_p - \int \tilde{\Pi}_{\gamma(t)}^q \circ \tilde{\Pi}_{\varphi \circ \gamma(t)}^{\gamma(t)} \circ d\varphi_{\gamma(t)}(\dot{\gamma}(t)) dt + \int \tilde{\Pi}_{\gamma(t)}^q(\dot{\gamma}(t)) dt \\ &= \tilde{\Pi}_p^q(b_\varphi)_p + \int \tilde{\Pi}_{\gamma(t)}^q(\text{Id} - (A_\varphi)_{\gamma(t)}) (\dot{\gamma}(t)) dt. \end{aligned}$$

If $A_\varphi = \text{Id}$, then

$$(b_\varphi)_q = \tilde{\Pi}_p^q(b_\varphi)_p.$$

To show that this condition is also necessary, consider the vector field $(b_\varphi)_{\alpha(t)}$ along a curve α . Then

$$\frac{D}{dt}(b_\varphi)_{\alpha(t)} = (\text{Id} - (A_\varphi)_{\alpha(t)})(\dot{\alpha}(t)).$$

If at some point along the curve $(A_\varphi)_{\alpha(t)} \neq \text{Id}$, then the vector field is not parallel.

The existence of the monodromy and its properties considered so far only depend on the affine structure of \mathcal{M} , and not on its metric properties. The last two properties are of metric nature.

Proposition 10. $A_\varphi \in O(T\tilde{\mathcal{M}})$.

Proof. Since $A_\varphi = \tilde{\Pi}_\varphi \circ d\varphi$, and both sections are norm preserving, their composition is a norm preserving endomorphism.

Proposition 11. *For a fixed reference point, the developing map $\text{dev} : \tilde{\mathcal{M}} \rightarrow T_p\tilde{\mathcal{M}}$ is a local isometry.*

Proof. This is an immediate consequence of Proposition 6 and the fact that parallel transport is compatible with the metric.

3.4. The Abelian Case: Monodromy as Sections Over \mathcal{M}

The universal cover $\tilde{\mathcal{M}}$ is a useful mathematical construct to study the geometry of the locally-Euclidean manifold \mathcal{M} , but from the point of view of material science, one would like to study defects with geometric constructs that are defined on \mathcal{M} rather than $\tilde{\mathcal{M}}$. In particular, one would like to make geometric measurements along curves in \mathcal{M} rather than along curves in $\tilde{\mathcal{M}}$.

The monodromy is a homomorphism $m : \text{deck}(\tilde{\mathcal{M}}) \rightarrow \Gamma(\tilde{\mathcal{M}}, \text{Aff}(T\tilde{\mathcal{M}}))$. Although deck transformations can be related to $\pi_1(\mathcal{M})$, this relation depends on the choice of a reference point in $\tilde{\mathcal{M}}$. Hence, in the general case, monodromy cannot be associated with loops in \mathcal{M} . The exception is when $\pi_1(\mathcal{M})$ is abelian, in which case to every element $g \in \pi_1(\mathcal{M})$ corresponds a deck transformation, which we denote by φ_g . Hence, we consider the monodromy as a homomorphism $m : \pi_1(\mathcal{M}) \rightarrow \Gamma(\tilde{\mathcal{M}}, \text{Aff}(T\tilde{\mathcal{M}}))$, and for $g \in \pi_1(\mathcal{M})$ we write $m_g(v) = A_g v + b_g$. Note that we haven't yet gotten rid of the covering space as the range of m is sections of the principal bundle $\text{Aff}(T\tilde{\mathcal{M}})$. However, as will be shown below, A_g can always be identified with a section of $\text{End}(T\mathcal{M})$, whereas b_g can under specific conditions be identified with a vector field in \mathcal{M} .

Before we proceed, we note that the abelian case is quite generic in the following sense: in addition to being directly applicable to both disclinations and screw dislocations, it is also applicable to more complicated defects if one restricts oneself to loops that surround all the defect loci. In a sense, the study of abelian groups is non-restrictive as long as we focus on isolated defects with loops that surround them. In more complex topologies (for example, distributed defects), a complete characterization of the monodromy must be performed on the covering space.

Theorem 2. *Suppose that $\pi_1(\mathcal{M})$ is abelian. To every $g \in \pi_1(\mathcal{M})$ corresponds a section $A_g^{\mathcal{M}} \in \Gamma(\mathcal{M}; \text{End}(T\mathcal{M}))$ such that $A_g = \pi^* A_g^{\mathcal{M}}$, namely,*

$$A_g = d\pi^{-1} \circ (\pi^* A_g^{\mathcal{M}}) \circ d\pi.$$

Moreover, $(A_g^{\mathcal{M}})_p$ is the parallel transport operator along any loop γ representing g based at p .

Proof. This is an immediate consequence of parallel transport in $T\tilde{\mathcal{M}}$ being the pullback under π of parallel transport in $T\mathcal{M}$. Denote by φ_g the deck transformation that corresponds to g . Such a deck transformation is uniquely determined without reference to basepoint because of the hypothesis that $\pi_1(\mathcal{M})$ is abelian. Let

$$\tilde{\Pi}_g : \varphi_g^* T\tilde{\mathcal{M}} \rightarrow T\tilde{\mathcal{M}}$$

be given by parallel transport. Then,

$$A_g = \tilde{\Pi}_g \circ d\varphi_g.$$

Since π is a local diffeomorphism, we may write

$$\begin{aligned} A_g &= d\pi^{-1} \circ \left(d\pi \circ \tilde{\Pi}_g \circ d\varphi_g \circ d\pi^{-1} \right) \circ d\pi \\ &= d\pi^{-1} \circ \left(d\pi \circ \tilde{\Pi}_g \circ \varphi_g^*(d\pi^{-1}) \right) \circ d\pi, \end{aligned}$$

where the last transition follows from Equation (3). It follows from Equation (2) that the expression in parentheses is a section of $\text{End}(\pi^*T\mathcal{M})$ pulled back from a section of $\text{End}(T\mathcal{M})$. Namely, evaluated at the point $p \in \mathcal{M}$, it is the pull-back of the parallel transport operator along the loop $\gamma = \pi \circ \beta$, where β is a curve that connects $\varphi(q)$ to q with $q \in \pi^{-1}(p)$. The choice of q is irrelevant because of the abelian hypothesis.

Theorem 3. *Suppose that $\pi_1(\mathcal{M})$ is abelian. Then,*

$$b_g = d\pi^{-1} \left(\pi^* b_g^{\mathcal{M}} \right),$$

where $b_g^{\mathcal{M}} \in \Gamma(\mathcal{M}; T\mathcal{M})$ is given by

$$\left(b_g^{\mathcal{M}} \right)_p = \int \Pi_{\gamma, \gamma(t)}^p(\dot{\gamma}(t)) dt,$$

with $[\gamma] = g$.

Proof. Let α be a curve in $\tilde{\mathcal{M}}$ that connects p and $\varphi_g(p)$, and let $\gamma = \pi \circ \alpha$. Then

$$\begin{aligned} b_g &= \int \tilde{\Pi}_{\alpha(t)}^p(\dot{\alpha}(t)) dt \\ &= d\pi^{-1} \int d\pi \circ \tilde{\Pi}_{\alpha(t)}^p \circ d\pi^{-1} \circ d\pi(\dot{\alpha}(t)) dt \\ &= d\pi^{-1} \int d\pi \circ \tilde{\Pi}_{\alpha(t)}^p \circ d\pi^{-1}(\dot{\gamma}(t)) dt \\ &= d\pi^{-1} \pi^* \int \Pi_{\gamma, \gamma(t)}^{\pi(p)}(\dot{\gamma}(t)) dt, \end{aligned}$$

where in the last passage we used (2).

4. Examples

In this section we examine a number of classical defects using the formalism developed in the previous section.




Fig. 5. **a** Sketch of a positive disclination following Volterra's cut-and-weld procedure. **b** Positive disclination in a hexagonal lattice; one site has 5 neighbors and its center is a source of positive Gaussian curvature. **c** Negative disclination in a hexagonal lattice; one site has 7 neighbors and its center is a source of negative Gaussian curvature

4.1. Disclinations

Disclinations, and more precisely wedge-disclinations are two-dimensional line defects, that is, the locus of the defect is a straight line, and the intrinsic geometry of the body is axially symmetric. Isolated disclinations are not common in crystals due to their high energetic cost, but are more common in quasi-two-dimensional systems, such as monolayers of liquid crystals.

Wedge disclinations as topological defects were first introduced by VOLTERRA [26] using the cut-and-weld procedure; see Fig. 5a. There are two types of wedge disclinations: positive disclinations, in which a cylindrical wedge is removed and the faces of the cut are welded, and negative disclinations, in which a cylindrical wedge is inserted after a half-plane has been cut (disclinations are often called wedge defects). The sign of the disclination is dictated by the sign of the Gaussian curvature at its locus. In crystals, disclinations are also characterized by either a missing wedge or an extra wedge, in which case the disclination angle is determined by the structure of the unperturbed lattice; see Fig. 5b, c.

Adopting the terminology of the present paper, disclinations are singular defects, in which the body \mathcal{M} is homeomorphic to the three-dimensional Euclidean space with a line removed. The fundamental group is isomorphic to the additive group $\pi_1(\mathcal{M}) \cong \mathbb{Z}$, where an integer $k \in \mathbb{Z}$ corresponds to a loop that surrounds the disclination line k times; the sign of k determines the handedness of the loops. In particular, the fundamental group is abelian so that the results of Section 3.4 apply (Fig. 6).

We parametrize \mathcal{M} using cylindrical coordinates (R, Φ, Z) , with $R > 0$, and identifying $\Phi = 0$ and $\Phi = 2\pi$. The metric on \mathcal{M} can be defined in several equivalent ways:

1. **Local charts** The first way is to construct local charts $\{(U_\beta, \varphi_\beta)\}$ and take the metric on \mathcal{M} to be the metric defined by the pullbacks $g|_{U_\beta} = \varphi_\beta^* \mathbf{e}$. Let $\{\Phi_\beta\}$ be a collection of angles. We define local charts

$$(x_\beta, y_\beta, z_\beta) = \varphi_\beta(R, \Phi, Z),$$

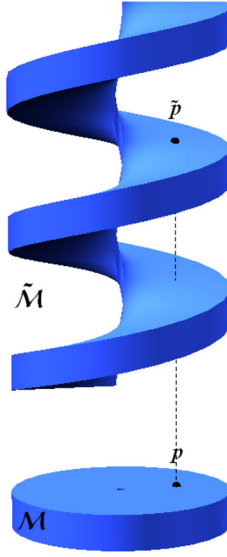


Fig. 6. The universal cover of the manifold that models a disclination

where

$$x_\beta = R \cos \alpha(\Phi - \Phi_\beta) \quad y_\beta = R \sin \alpha(\Phi - \Phi_\beta) \quad \text{and} \quad z_\beta = Z, \quad (11)$$

where $\alpha > 0$ ($\alpha > 1$ for negative disclinations and $0 < \alpha < 1$ for positive disclinations). The range of Φ has to be smaller than both 2π and $2\pi/\alpha$. It can be checked explicitly that all the transition maps $\varphi_\beta \circ \varphi_\gamma^{-1}$ are rigid rotations.

2. **Orthonormal frame field** A second way to define a metric on \mathcal{M} is, following [31], to introduce a frame field,

$$e_1 = \partial_R \quad e_2 = \frac{1}{\alpha R} \partial_\Phi \quad e_3 = \partial_Z,$$

with dual co-frame,

$$\vartheta^1 = dR \quad \vartheta^2 = \alpha R d\Phi \quad \vartheta^3 = dZ,$$

and set the metric to be that with respect to which this frame field is orthonormal, namely,

$$\mathfrak{g} = dR \otimes dR + \alpha^2 R^2 d\Phi \otimes d\Phi + dZ \otimes dZ.$$

To show that $(\mathcal{M}, \mathfrak{g})$ is indeed locally Euclidean we calculate the Riemann curvature tensor using Cartan's formalism. We first calculate the Levi-Civita connection using *Cartan's first structural equations*. Introducing an anti-symmetric matrix of connection 2-forms ω^α_β that satisfies the relation

$$\nabla_X e_\alpha = \omega^\beta_\alpha(X) e_\beta.$$

Cartan's first structural equations are

$$d\vartheta^\alpha + \omega^\alpha{}_\beta \wedge \vartheta^\beta = 0.$$

It is easy to check that the only non-zero connection form is

$$\omega^1{}_2 = -\frac{1}{R}\vartheta^2 = -\alpha d\Phi.$$

Note that the fact that the connection form does not vanish implies that the chosen frame field is not parallel with respect to the Riemannian connection. The curvature form is obtained from *Cartan's second structural equations*,

$$\Omega^\alpha{}_\beta = -d\omega^\alpha{}_\beta - \omega^\alpha{}_\gamma \wedge \omega^\gamma{}_\beta.$$

An explicit substitution shows that the right hand side vanishes, that is, this Riemannian manifold is locally flat.

3. **Conformal representation** A third way of defining a metric on \mathcal{M} uses the two-dimensional character of disclinations, and the fact that every two-dimensional metric is locally conformal to the Euclidean metric. We adopt a parametrization

$$\mathcal{M} = \{(X, Y, Z) \in \mathbb{R}^3 : X^2 + Y^2 \neq 0\},$$

that is, the Z -axis is locus of the disclination. The metric is assumed to be of the following form

$$\mathfrak{g} = e^{2\varrho(X,Y)}(dX \otimes dX + dY \otimes dY) + dZ \otimes dZ,$$

where $\varrho(X, Y)$ is the conformal factor. Liouville's equation states that this metric is locally flat if and only if the Laplacian of ϱ vanishes, which implies that flat metrics of this form can be generated by taking ϱ to be any harmonic function. A disclination has cylindrical symmetry, and corresponds to

$$\varrho = \beta \log(X^2 + Y^2), \quad (12)$$

where β is the magnitude of the disclination; $\beta > 0$ corresponds to the insertion of a wedge, whereas $\beta < 0$ corresponds to the removal of a wedge. The relation between the parameter β and the parameter α used above is $\beta = \alpha - 1$.

We proceed to obtain an explicit expression for parallel transport in $T\mathcal{M}$. We may use any of the parametrizations introduced above.

1. **Local charts** Take a chart (U, φ) of the form (11), with, say, $\Phi_\beta = 0$. Then,

$$\begin{pmatrix} \partial_R \\ \partial_\Phi \\ \partial_Z \end{pmatrix}_{(R,\Phi,Z)} = \begin{pmatrix} \cos \alpha \Phi & \sin \alpha \Phi & 0 \\ -\alpha R \sin \alpha \Phi & \alpha R \cos \alpha \Phi & 0 \\ 0 & 0 & 1 \end{pmatrix} \begin{pmatrix} \partial_x \\ \partial_y \\ \partial_z \end{pmatrix}_{(R,\Phi,Z)},$$

and inversely,

$$\begin{pmatrix} \partial_x \\ \partial_y \\ \partial_z \end{pmatrix}_{(R,\Phi,Z)} = \begin{pmatrix} \cos \alpha \Phi & -\frac{1}{\alpha R} \sin \alpha \Phi & 0 \\ \sin \alpha \Phi & \frac{1}{\alpha R} \cos \alpha \Phi & 0 \\ 0 & 0 & 1 \end{pmatrix} \begin{pmatrix} \partial_R \\ \partial_\Phi \\ \partial_Z \end{pmatrix}_{(R,\Phi,Z)}.$$

The connection on $T\mathcal{M}$ is the pullback of the Euclidean connection, hence $(\partial_x, \partial_y, \partial_z)$ is a parallel frame in TU . That is, for $p_0 = (R_0, \Phi_0, Z)$ and $p = (R, \Phi, Z)$,

$$\Pi_p^{p_0} \begin{pmatrix} \partial_x \\ \partial_y \\ \partial_z \end{pmatrix}_p = \begin{pmatrix} \partial_x \\ \partial_y \\ \partial_z \end{pmatrix}_{p_0}.$$

Thus, for $v \in T_p U$ of the form

$$\bar{v} = v^R \partial_R|_p + v^\Phi \partial_\Phi|_p + v^Z \partial_Z|_p,$$

we have,

$$\Pi_p^{p_0}(v) = (v^R \ v^\Phi \ v^Z) \begin{pmatrix} \cos \alpha(\Phi - \Phi_0) & \frac{1}{\alpha R_0} \sin \alpha(\Phi - \Phi_0) & 0 \\ -\alpha R \sin \alpha(\Phi - \Phi_0) & \frac{R}{R_0} \cos \alpha(\Phi - \Phi_0) & 0 \\ 0 & 0 & 1 \end{pmatrix} \begin{pmatrix} \partial_R \\ \partial_\Phi \\ \partial_Z \end{pmatrix}_{p_0}.$$

2. **Conformal representation** Since parallel transport along the Z axis is trivial, we focus on the parallel transport of vectors within the XY -plane. For that we construct a (local) parallel orthonormal frame. Let $\theta(X, Y)$ be a function to be determined. Any frame field of the form

$$\begin{aligned} e_1 &= e^{-\varrho} (\cos \theta \partial_X - \sin \theta \partial_Y), \\ e_2 &= e^{-\varrho} (\sin \theta \partial_X + \cos \theta \partial_Y), \end{aligned} \tag{13}$$

is orthonormal. The dual co-frame field is

$$\begin{aligned} \vartheta^1 &= e^\varrho (\cos \theta dX - \sin \theta dY), \\ \vartheta^2 &= e^\varrho (\sin \theta dX + \cos \theta dY). \end{aligned}$$

The condition for the frame field (e_1, e_2) to be parallel is that $d\vartheta^1 = d\vartheta^2 = 0$. It is easy to check that this is satisfied if $\varrho(X, Y)$ and $\theta(X, Y)$ satisfy the Cauchy–Riemann equations,

$$\frac{\partial \theta}{\partial X} = -\frac{\partial \varrho}{\partial Y} \quad \text{and} \quad \frac{\partial \theta}{\partial Y} = \frac{\partial \varrho}{\partial X}. \tag{14}$$

For ϱ given by (12),

$$\theta(X, Y) = 2\beta \tan^{-1} \left(\frac{Y}{X} \right),$$

which has a branch cut that can be chosen to be along the negative X -axis. Thus, to parallel transport a vector $v \in T_p \mathcal{M}$ to another point on the same plane, we first represent it with respect to the basis $\{e_1, e_2\}$. Since this is a parallel frame, the components of the transported vector remain invariant. We will use this approach when we consider edge dislocations.

We proceed to construct the universal cover $\tilde{\mathcal{M}}$ of \mathcal{M} in order to put into action the formalism derived in the previous section. Since \mathcal{M} is homotopy equivalent to a circle, with universal cover a line, the universal cover of \mathcal{M} is homotopically equivalent to the line. A natural parametrization for $\tilde{\mathcal{M}}$ is

$$(R, \Theta, Z) \in (0, \infty) \times \mathbb{R} \times \mathbb{R},$$

where the projection map $\pi : \tilde{\mathcal{M}} \rightarrow \mathcal{M}$ is

$$\pi(R, \Theta, Z) = (R, \Theta \bmod 2\pi, Z).$$

The lift of a loop $\gamma_k \in \pi_1(\mathcal{M}, p)$, $p = (R, \Phi, Z)$ that surrounds the disclination line k times and starts at $(R, \Phi + 2\pi\ell, Z)$ ends at $(R, \Phi + 2\pi(\ell + k), Z)$. Thus, for $k \in \mathbb{Z}$, the corresponding deck transformation is

$$\varphi_k(R, \Theta, Z) = (R, \Theta + 2\pi k, Z)$$

(the existence of a natural isomorphism from $\pi_1(\mathcal{M})$ to $\text{deck}(\tilde{\mathcal{M}})$ is due to the former being abelian).

Parallel transport in $T\tilde{\mathcal{M}}$ is induced by parallel transport in $T\mathcal{M}$. Let $p = (R, \Theta, Z)$ and $p_0 = (R_0, \Theta_0, Z_0)$. For a tangent vector $v \in T_p\tilde{\mathcal{M}}$ of the form

$$v = v^R \partial_R|_p + v^\Theta \partial_\Theta|_p + v^Z \partial_Z|_p,$$

we have

$$\tilde{\Pi}_p^{p_0}(v) = (v^R \ v^\Theta \ v^Z) \begin{pmatrix} \cos(\alpha(\Theta - \Theta_0)) & \frac{1}{\alpha R_0} \sin(\alpha(\Theta - \Theta_0)) & 0 \\ -\alpha R \sin(\alpha(\Theta - \Theta_0)) & \frac{R}{R_0} \cos(\alpha(\Theta - \Theta_0)) & 0 \\ 0 & 0 & 1 \end{pmatrix} \begin{pmatrix} \partial_R \\ \partial_\Theta \\ \partial_Z \end{pmatrix}_{p_0}.$$

With this we proceed to calculate the developing map, $\text{dev} : \tilde{\mathcal{M}} \rightarrow T_p\tilde{\mathcal{M}}$, for $p = (R_0, \Theta_0, Z_0)$. Let $\gamma(t) = (R(t), \Theta(t), Z(t))$ be a curve based at p . Then,

$$\begin{aligned} \tilde{\Pi}_{\gamma(t)}^p(\dot{\gamma}(t)) &= (\dot{R} \ \dot{\Theta} \ \dot{Z}) \begin{pmatrix} \cos(\alpha\Theta) & \sin(\alpha\Theta) & 0 \\ -\alpha R \sin(\alpha\Theta) & \alpha R \cos(\alpha\Theta) & 0 \\ 0 & 0 & 1 \end{pmatrix} \begin{pmatrix} \partial_x \\ \partial_y \\ \partial_z \end{pmatrix}_p \\ &= \frac{d}{dt} (R \cos(\alpha\Theta) \ R \sin(\alpha\Theta) \ Z) \begin{pmatrix} \partial_x \\ \partial_y \\ \partial_z \end{pmatrix}_p. \end{aligned}$$

This is easily integrated, yielding

$$\begin{aligned} \text{dev}(R, \Theta, Z) &= [R \cos(\alpha\Theta) - R_0 \cos(\alpha\Theta_0)] \partial_x|_p \\ &\quad + [R \sin(\alpha\Theta) - R_0 \sin(\alpha\Theta_0)] \partial_y|_p \\ &\quad + (Z - Z_0) \partial_z|_p. \end{aligned}$$

We henceforth represent the developing map as a column vector with entries the components of the parallel frame $(\partial_x, \partial_y, \partial_z)$,

$$\text{dev}(R, \Theta, Z) = \begin{pmatrix} R \cos(\alpha\Theta) - R_0 \cos(\alpha\Theta_0) \\ R \sin(\alpha\Theta) - R_0 \sin(\alpha\Theta_0) \\ Z - Z_0 \end{pmatrix}.$$

From this we easily calculate the monodromy. Let $k \in \mathbb{Z}$. Then for $q = (R, \Theta, Z)$,

$$\text{dev}(\varphi_k(q)) = \text{dev}(R, \Theta + 2\pi k, Z) = A_k \text{dev}(q) + b_k,$$

where

$$A_k = \begin{pmatrix} \cos 2\pi\alpha k & -\sin 2\pi\alpha k & 0 \\ \sin 2\pi\alpha k & \cos 2\pi\alpha k & 0 \\ 0 & 0 & 1 \end{pmatrix},$$

and

$$b_k = (A_k - I) \begin{pmatrix} R_0 \cos(\alpha\Theta_0) \\ R_0 \sin(\alpha\Theta_0) \\ 0 \end{pmatrix}.$$

As expected, the linear part A_k of the monodromy is a parallel section of $\text{End}(T\tilde{\mathcal{M}})$ (its representation in a parallel frame does not depend on the coordinates). It is a rotation by an angle $2\pi\alpha k$ about the Z -axis. Unless $A_k - I = 0$ the translation part b_k is not a parallel vector field.

4.2. Screw Dislocations

Screw dislocations are also line defects, and like disclinations, their intrinsic geometry is axially symmetric. Like disclinations, screw dislocations were first introduced by Volterra (albeit the term was only coined later). The Volterra procedure for creating a screw dislocation is to cut a half-plane in the body and weld it with a fixed offset parallel to the half-plane's boundary; see Fig. 7a. A visualization of a screw dislocation in a lattice is shown in Fig. 7b.

The topology of a body with a screw dislocation is identical to that of a body with a disclination; it is only the metric that differs. We parametrize \mathcal{M} using the same cylindrical coordinates (R, Φ, Z) as for disclinations.

Once again, there are several alternatives for prescribing the metric on \mathcal{M} :

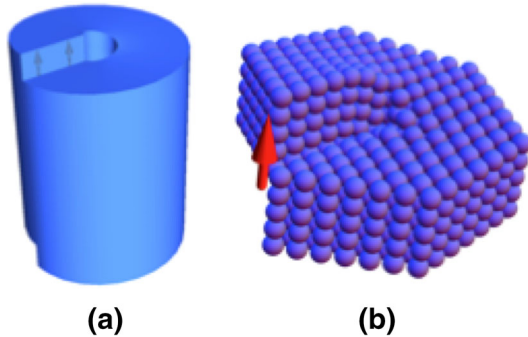


Fig. 7. **a** Sketch of a screw dislocation following Volterra's cut-and-weld procedure. **b** Screw dislocation in a lattice structure

1. **Local charts** Let

$$x = R \cos(\Phi - \Phi_\beta) \quad y = R \sin(\Phi - \Phi_\beta) \quad \text{and} \quad z = Z - h(\Phi - \Phi_\beta),$$

where h is a fixed offset (the dislocation shift), Φ_β is a fixed angle, and $\Phi \in (0, 2\pi)$. The metric on \mathcal{M} is then the pullback metric.

 2. **Orthonormal frame field** Following [29], we define an orthonormal frame field,

$$e_1 = \partial_R \quad e_2 = \frac{1}{R} \partial_\Phi + \frac{h}{R} \partial_Z \quad e_3 = \partial_Z.$$

The dual co-frame is

$$\vartheta^1 = dR \quad \vartheta^2 = R d\Phi \quad \vartheta^3 = dZ - h d\Phi.$$

The metric with respect to which this frame field is orthonormal is:

$$g = dR \otimes dR + (R^2 + h^2) d\Phi \otimes d\Phi + dZ \otimes dZ - h (d\Phi \otimes dZ + dZ \otimes d\Phi).$$

To show that (\mathcal{M}, g) is locally Euclidean we use again Cartan's formalism. The only non-zero connection form is

$$\omega^1_2 = -d\Phi,$$

$$\text{so } \Omega^\alpha_\beta = 0.$$

To obtain an explicit formula for the parallel transport of vectors, we follow a procedure similar to that for disclinations. For $p = (R, \Phi, Z)$,

$$\begin{pmatrix} \partial_R \\ \partial_\Phi \\ \partial_Z \end{pmatrix}_p = \begin{pmatrix} \cos \Phi & \sin \Phi & 0 \\ -R \sin \Phi & R \cos \Phi & -h \\ 0 & 0 & 1 \end{pmatrix} \begin{pmatrix} \partial_x \\ \partial_y \\ \partial_z \end{pmatrix}_p,$$

and conversely,

$$\begin{pmatrix} \partial_x \\ \partial_y \\ \partial_z \end{pmatrix}_p = \begin{pmatrix} \cos \Phi & -\frac{1}{R} \sin \Phi & -\frac{h}{R} \sin \Phi \\ \sin \Phi & \frac{1}{R} \cos \Phi & \frac{h}{R} \cos \Phi \\ 0 & 0 & 1 \end{pmatrix} \begin{pmatrix} \partial_R \\ \partial_\Phi \\ \partial_Z \end{pmatrix}_p.$$

Since $(\partial_x, \partial_y, \partial_z)$ is a parallel frame, it follows that for $v \in T_p U$, of the form

$$v = v^R \partial_R|_p + v^\Phi \partial_\Phi|_p + v^Z \partial_Z|_p,$$

we have

$$\Pi_p^{p_0}(v) = (v^R \ v^\Phi \ v^Z) \begin{pmatrix} \cos(\Phi - \Phi_0) & \frac{1}{R_0} \sin(\Phi - \Phi_0) & \frac{h}{R_0} \sin(\Phi - \Phi_0) \\ -R \sin(\Phi - \Phi_0) & \frac{R}{R_0} \cos(\Phi - \Phi_0) & -h + \frac{hR}{R_0} \cos(\Phi - \Phi_0) \\ 0 & 0 & 1 \end{pmatrix} \begin{pmatrix} \partial_R \\ \partial_\Phi \\ \partial_Z \end{pmatrix}_{p_0}.$$

The universal cover of \mathcal{M} is constructed identically to disclinations, taking the open half-space, along with the projection

$$\pi(R, \Theta, Z) = (R, \Theta \pmod{2\pi}, Z).$$

For $p = (R, \Theta, Z)$, $p_0 = (R_0, \Theta_0, Z_0)$, and a tangent vector $v \in T_p \tilde{\mathcal{M}}$ of the form

$$v = v^R \partial_R|_p + v^\Theta \partial_\Theta|_p + v^Z \partial_Z|_p,$$

we have,

$$\tilde{\Pi}_p^{p_0}(v) = (v^R \ v^\Theta \ v^Z) \begin{pmatrix} \cos(\Theta - \Theta_0) & \frac{1}{R_0} \sin(\Theta - \Theta_0) & \frac{h}{R_0} \sin(\Theta - \Theta_0) \\ -R \sin(\Theta - \Theta_0) & \frac{R}{R_0} \cos(\Theta - \Theta_0) & \frac{hR}{R_0} \cos(\Theta - \Theta_0) - h \\ 0 & 0 & 1 \end{pmatrix} \begin{pmatrix} \partial_R \\ \partial_\Theta \\ \partial_Z \end{pmatrix}_{p_0}.$$

We then calculate the developing map, $\text{dev} : \tilde{\mathcal{M}} \rightarrow T_p \tilde{\mathcal{M}}$, $p = (R_0, \Theta_0, Z_0)$. Let $\gamma(t) = (R(t), \Theta(t), Z(t))$ be a curve based at p . Then,

$$\begin{aligned} \tilde{\Pi}_{\gamma(t)}^p(\dot{\gamma}(t)) &= (\dot{R} \cos \Theta - \dot{\Theta} R \sin \Theta \ \dot{R} \sin \Theta + \dot{\Theta} R \cos \Theta \ \dot{Z} - h \dot{\Theta}) \begin{pmatrix} \partial_x \\ \partial_y \\ \partial_z \end{pmatrix}_p \\ &= \frac{d}{dt} (R \cos \Theta \ R \sin \Theta \ Z - h \Theta) \begin{pmatrix} \partial_x \\ \partial_y \\ \partial_z \end{pmatrix}_p. \end{aligned}$$

Writing the developing map as a column vector with entries the components of the parallel frame $(\partial_x, \partial_y, \partial_z)$,

$$\text{dev}(R, \Theta, Z) = \begin{pmatrix} R \cos \Theta - R_0 \cos \Theta_0 \\ R \sin \Theta - R_0 \sin \Theta_0 \\ (Z - Z_0) - h(\Theta - \Theta_0) \end{pmatrix}.$$

We turn to calculate the monodromy. For $k \in \mathbb{Z}$ and $q = (R, \Theta, Z)$,

$$\text{dev}(\varphi_k(q)) = A_k \text{dev}(q) + b_k,$$

where

$$A_k = I \quad \text{and} \quad b_k = \begin{pmatrix} 0 \\ 0 \\ -2\pi hk \end{pmatrix}.$$

Thus, for a screw dislocation the linear part of the monodromy is the identity section of $\text{End}(T\tilde{\mathcal{M}})$, and therefore, as expected, the components of the translational part are independent of q , namely, the translational part is a parallel vector field. Moreover, it is a vector field parallel to the z -axis, that is, parallel to the locus of the dislocation, as is expected for the Burgers vector of a screw dislocation.

4.3. Edge Dislocations

Edge dislocations, like disclinations, are planar defects, that is, the geometry of the body is axially symmetric. The Volterra cut-and-weld procedure that generates an edge dislocation is depicted in Fig. 8a. Like in a screw dislocation, the body is cut by a half-plane, however it is welded with a fixed offset perpendicular to the half-plane boundary. If b denotes the fixed offset, then the locus of the dislocation has to be a slit with length b . A visualization of an edge dislocation in a lattice is shown in Fig. 8b. It is created by an extra half-plane of atoms inserted through the lattice, distorting nearby planes of atoms. Note that it is not a priori clear why both visualizations correspond to the same type of defect.

Another description of an edge dislocation is as a pair of wedge disclinations of opposite magnitudes. Thus, if a disclination is viewed as a two-dimensional point charge of Gaussian curvature (analogously to electrostatics, the metric, which is related to the curvature via a Poisson equation, has a logarithmic singularity), an edge dislocation should be viewed as a dipole of Gaussian curvature. In a hexagonal lattice, the common occurrence of a wedge-anti-wedge pair is in the form of a pentagon–heptagon pair [25]; see Fig. 9.

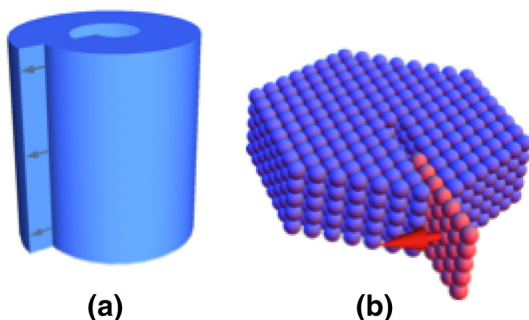


Fig. 8. **a** Sketch of an edge dislocation following Volterra's cut-and-weld procedure. **b** Edge dislocation in a lattice structure



Fig. 9. A pentagon–heptagon pair in a hexagonal lattice

Since the geometry of this defect is two-dimensional we will limit our analysis to a plane, which we parametrize using the coordinates (X, Y) . We define the metric of an edge dislocation using a two-dimensional conformal representation,

$$\mathbf{g} = e^{2\varrho(X,Y)} (dX \otimes dX + dY \otimes dY).$$

Recall that such a metric is locally-Euclidean if and only if ϱ is harmonic. Since we model an edge dislocation as a wedge anti-wedge pair, the locus of the defect is a pair of parallel lines (points in two dimensions), which we take to be

$$\{p_1 = (-a, 0), p_2 = (a, 0)\}.$$

A conformal factor that corresponds to two disclinations of opposite signs is,

$$\varrho(X, Y) = \beta \left\{ \log[(X - a)^2 + Y^2] - \log[(X + a)^2 + Y^2] \right\}. \quad (15)$$

Note that the coordinates (X, Y) are not Euclidean coordinates, hence the distance between the two defects lines is not $2a$, but rather

$$\int_{-a}^a e^{\varrho(X,0)} dX = a \int_{-1}^1 \left(\frac{X-1}{X+1} \right)^{2\beta} dX.$$

This distance is finite for $-1/2 < \beta < 1/2$.

To obtain explicit expressions for parallel transport in $T\mathcal{M}$ we solve the Cauchy–Riemann equations (14) for ϱ given by (15), yielding

$$\theta(X, Y) = 2\beta \left\{ \tan^{-1} \left(\frac{Y}{X-a} \right) - \tan^{-1} \left(\frac{Y}{X+a} \right) \right\},$$

which can be defined as a smooth function with a branch cut on the segment along the X axis that connects the two loci of the defect. θ has a jump discontinuity of magnitude $4\pi\beta$ across the branch cut (see Fig. 10).

With the aid of $\theta(X, Y)$, we can prescribe how to parallel transport vectors as long as they do not cross the branch cut. The frame field $\{e_1, e_2\}$ given by (13) is parallel. Note that the fact that there exists a global parallel frame field at the exterior of a bounded domain indicates the existence of distant parallelism, which is a characteristic of edge dislocations.

Inverting (13) we get

$$\begin{aligned} \partial_X &= e^\varrho (\cos \theta e_1 + \sin \theta e_2) \\ \partial_Y &= e^\varrho (-\sin \theta e_1 + \cos \theta e_2). \end{aligned}$$

Thus, for $p = (X, Y)$ and a tangent vector $v \in T_p\mathcal{M}$ written as

$$\begin{aligned} v &= v^X \partial_X|_p + v^Y \partial_Y|_p \\ &= e^{\varrho(p)} \left(v^X \cos \theta(p) - v^Y \sin \theta(p) \right) e_1|_p + e^{\varrho(p)} \left(v^X \sin \theta(p) + v^Y \cos \theta(p) \right) e_2|_p, \end{aligned}$$

the parallel transport of v to $p_0 = (X_0, Y_0)$ via a curve that does not pass between the two loci of the defect yields,

Metric Description of Defects

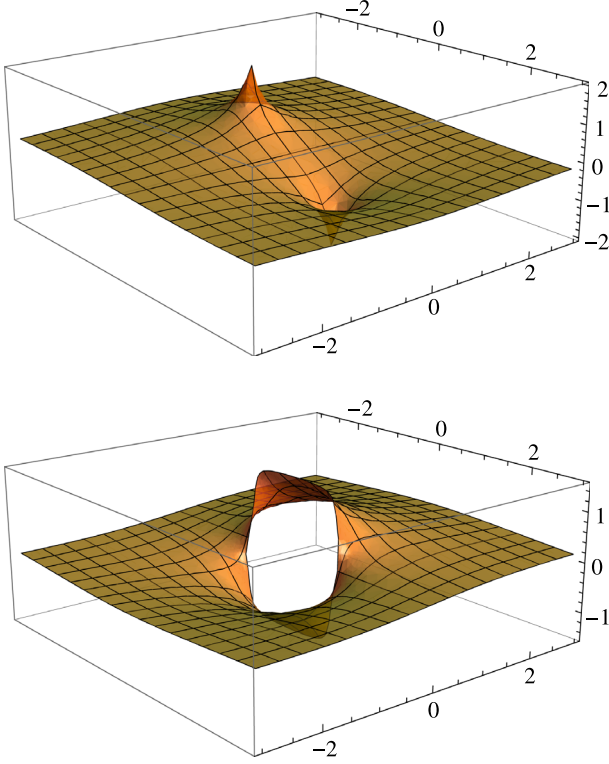


Fig. 10. $\varrho(X, Y)$ and $\theta(X, Y)$ for $\beta = 1/4$ and $a = 1$

$$\begin{aligned} \Pi_p^{p_0}(v) &= e^{\varrho(p)} \left(v^X \cos \theta(p) - v^Y \sin \theta(p) \right) e_1|_{p_0} + e^{\varrho(p)} \left(v^X \sin \theta(p) + v^Y \cos \theta(p) \right) e_2|_{p_0} \\ &= e^{\varrho(p) - \varrho(p_0)} \left(v^X \cos \theta(p) - v^Y \sin \theta(p) \right) (\cos \theta(p_0) \partial_X|_{p_0} - \sin \theta(p_0) \partial_Y|_{p_0}) \\ &\quad + e^{\varrho(p) - \varrho(p_0)} \left(v^X \sin \theta(p) + v^Y \cos \theta(p) \right) (\sin \theta(p_0) \partial_X|_{p_0} + \cos \theta(p_0) \partial_Y|_{p_0}). \end{aligned}$$

In particular, for later use

$$\Pi_p^{p_0}(\partial_X|_p) = e^{\varrho(p) - \varrho(p_0)} (\cos(\theta(p) - \theta(p_0)) \partial_X|_{p_0} + \sin(\theta(p) - \theta(p_0)) \partial_Y|_{p_0}). \quad (16)$$

We now turn to calculate the monodromy of an edge dislocation. The fundamental group of a plane with two punctures is the free group on two generators. Namely, the first generator is the homotopy class of loops that circle once around the point $(-a, 0)$ but do not encircle the other point. The other generator is the homotopy class of loops that circle once around the point $(a, 0)$. Indeed, the doubly punctured plane is homotopic to a figure-of-eight. Since we are interested in the structure induced by both defect lines together rather than each separately, we redefine the defect locus \mathcal{D} to be the closed segment $[-a, a] \times \{0\}$. In particular, since

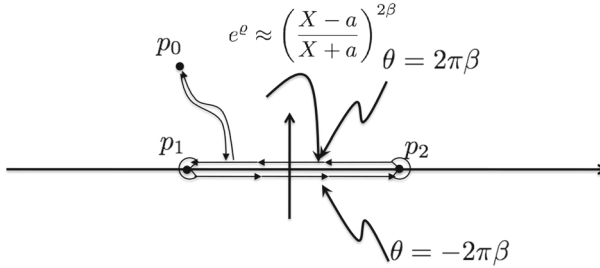


Fig. 11. The contour used in the calculation of the translational part of the monodromy of an edge dislocation

the fundamental group is abelian, we can associate the monodromy with sections over \mathcal{M} .

The existence of a “distant” parallel frame field implies that the linear part of the monodromy is trivial, namely

$$A_g = \text{Id}.$$

To calculate the translational part of the monodromy, we take an arbitrary reference point p_0 , denote $\varrho_0 = \varrho(p_0)$, $\theta_0 = \theta(p_0)$, and take the contour shown in Fig. 11. This contour represents the generator g of the fundamental group. Then, using Equation (16), we obtain

$$\begin{aligned} b_g|_{p_0} &= e^{-\varrho_0} \text{dist}(p_1, p_2) [\cos(2\pi\beta - \theta_0) - \cos(2\pi\beta + \theta_0)] \partial_X|_{p_0} \\ &\quad + e^{-\varrho_0} \text{dist}(p_1, p_2) [\sin(2\pi\beta - \theta_0) + \sin(2\pi\beta + \theta_0)] \partial_Y|_{p_0} \\ &= 2e^{-\varrho_0} \text{dist}(p_1, p_2) \sin(2\pi\beta) (\sin \theta_0 \partial_X|_{p_0} + \cos \theta_0 \partial_Y|_{p_0}). \end{aligned}$$

For $|p_0| \gg 1$ we get,

$$b_g|_{p_0} \approx 2 \text{dist}(p_1, p_2) \sin(2\pi\beta) \partial_Y|_{p_0}.$$

As expected, b_g is a parallel vector field, whose magnitude depends on the distance between the two disclinations and on the magnitude of the disclinations.

4.4. Higher Multipoles: the Stone–Wales Defect

Disclinations and edge dislocations are two-dimensional defects; disclinations are generated by point sources (monopoles) of Gaussian curvature, whereas edge dislocations are generated by dipoles of Gaussian curvatures. Like in the electrostatic analog, the dipole moment is independent of the reference point if and only if the monopole vanishes. Unlike in the electrostatic analog, the dipole moment can be calculated exactly and not just asymptotically at infinity. Notice that the Liouville equation that relates the Gaussian curvature to the Laplacian of the conformal factor can be viewed as a nonlinear analog of the linear Gauss equation in electrostatics. Therefore, its solutions could have been expected to be less amenable to explicit computations.

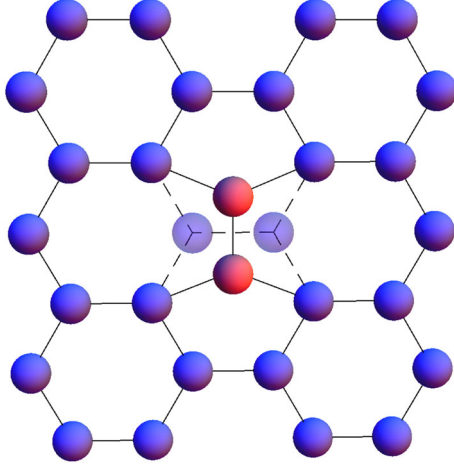


Fig. 12. The Stone–Wales defect: four hexagons are converted into two pentagon–heptagon pairs

In analogy to electrostatics, one is also interested in defects that are higher order multipoles of Gaussian curvature. An example of such a defect is the Stone–Wales defect found in graphene, where four hexagonal cells transform into two pentagon–heptagon pairs [25] (Fig. 12). Since pentagons and heptagons constitute disclinations of opposite signs, and since the configuration of the two pentagon–heptagon pairs is anti-linear, the Stone–Wales defect constitutes a metric quadrupole.

Suppose we removed a part of the lattice that contains the two pentagon–heptagon pairs. The remaining lattice would be perfect, that is, isometrically embeddable in the plane. This is obvious as the Stone–Wales defect can be eliminated by a purely local change of lattice connectivities. This is not the case for a single pentagon–heptagon pair, where the defect can be detected at any distance from its locus. Thus, we expect a fundamental difference between metric monopoles and dipoles on the one hand, and higher metric multipoles on the other hand.

Motivated by the Stone–Wales defect, we consider a metric quadrupole, which can be realized using a two-dimensional conformal representation with four disclinations,

$$\varrho(X, Y) = \beta \sum_{i=1}^4 s_i \log[(X - X_i)^2 + (Y - Y_i)^2], \quad (17)$$

where $s_1 = -s_2 = -s_3 = s_4 = 1$, and $(X_1, Y_1) = (a, a)$, $(X_2, Y_2) = (-a, a)$, $(X_3, Y_3) = (a, -a)$, and $(X_4, Y_4) = (-a, -a)$. Correspondingly, the angle θ between the parallel frame and the parametric frame is

$$\theta(X, Y) = 2\beta \sum_{i=1}^4 s_i \tan^{-1} \left(\frac{Y - Y_i}{X - X_i} \right).$$

The branch cuts of the four addends can be chosen such that θ is smooth outside the rectangle whose vertices are the singular points, see Fig. 13.

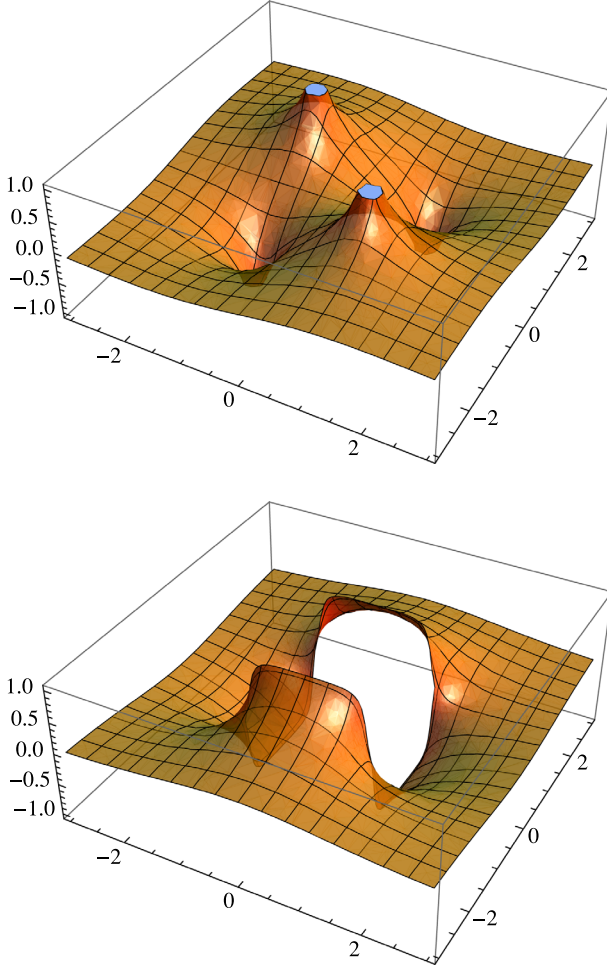


Fig. 13. $q(X, Y)$ and $\theta(X, Y)$ for a metric quadrupole with $\beta = 1/4$ and $a = 1$

Like for a doubly-punctured plane, we will restrict our attention to loops that encircle all four singular points. Namely, we redefine the defect locus \mathcal{D} to be the rectangle $[-a, a] \times [-a, a]$. Then symmetry considerations show that the monodromy is trivial. This implies, as we show, that the defect is local in the following sense: there exists compact subset $K \subset \mathcal{M}$ such that $\mathcal{M} \setminus K$ embeds isometrically in the plane. In other words, except for a bounded region around the loci of the defect, the entire surface can be embedded isometrically (not only locally) in the Euclidean plane.

Theorem 4. *Let \mathcal{M} be $\mathbb{R}^2 \setminus [-a, a]^2$ equipped with the Riemannian metric determined by the conformal factor (17). Then there exists a compact set $K \subset \mathcal{M}$ such that $\mathcal{M} \setminus K$ embeds in the plane.*

Proof. We will exploit the relation between conformal coordinates and complex manifolds. Denote $Z = X + i Y$. Since the monodromy is trivial, the developing map descends to a map

$$\text{dev} : \mathcal{M} \rightarrow T_{p_0} \mathcal{M},$$

for any $p_0 \in \mathcal{M}$. If

$$\text{dev}(X, Y) = x(X, Y) \partial_X|_{p_0} + y(X, Y) \partial_Y|_{p_0},$$

then set $\text{dev}_{\mathbb{C}} : \mathbb{C} \rightarrow \mathbb{C}$ to be

$$\text{dev}_{\mathbb{C}}(Z) = x(X, Y) + i y(X, Y).$$

It is easy to see that

$$\text{dev}_{\mathbb{C}}(Z) = e^{-\varrho_{\mathbb{C}}(Z_0)} \int_{Z_0}^Z e^{\varrho_{\mathbb{C}}(W)} dw, \quad (18)$$

where $\varrho_{\mathbb{C}} : \mathbb{C} \rightarrow \mathbb{C}$ is the complexified conformal factor,

$$\varrho_{\mathbb{C}}(Z) = \varrho + i\theta = 2\beta \log \frac{(Z - Z_1)(Z + Z_1)}{(Z - Z_2)(Z + Z_2)}.$$

The trivial monodromy implies that (18) is path-independent.

The developing map is a local isometry. It remains to show that up to the possible exclusion of a compact set it is one-to-one, that is, that $\text{dev}_{\mathbb{C}}$ is one-to-one in a neighborhood of infinity. Note that

$$\text{dev}'_{\mathbb{C}}(Z) = e^{\varrho_{\mathbb{C}}(Z) - \varrho_{\mathbb{C}}(Z_0)},$$

which has a non-zero limit $e^{-\varrho_{\mathbb{C}}(Z_0)}$ at infinity. Hence, $\text{dev}_{\mathbb{C}}(Z)$ has an expansion

$$\text{dev}_{\mathbb{C}}(Z) = e^{-\varrho_{\mathbb{C}}(Z_0)} Z + \sum_{n=0}^{\infty} \frac{\alpha_n}{Z^n}$$

in a neighborhood of infinity. Using the classical inversion,

$$g(Z) = \frac{1}{\text{dev}_{\mathbb{C}}(1/Z)},$$

we have

$$g'(Z) = \frac{\text{dev}'_{\mathbb{C}}(1/Z)}{Z^2 \text{dev}_{\mathbb{C}}^2(1/Z)}$$

hence

$$\lim_{Z \rightarrow 0} g'(Z) = \lim_{Z \rightarrow \infty} \frac{\text{dev}'_{\mathbb{C}}(Z)}{Z^{-2} \text{dev}_{\mathbb{C}}^2(Z)} = e^{\varrho_{\mathbb{C}}(Z_0)}.$$

It follows that g' has a removable singularity at zero and a non-zero limit. By the inverse function theorem, g is one-to-one in a neighborhood of zero, and therefore $\text{dev}_{\mathbb{C}}$ is one-to-one in a neighborhood of infinity. Note that this analysis is applicable for every conformally represented metric with trivial monodromy and a conformal factor that vanishes at infinity.

4.5. *Two-Dimensional Defects with Trivial Monodromy: the General Case*

The result of the previous subsection whereby a locally Euclidean surface with trivial monodromy embeds (excluding a compact set) in the Euclidean plane can be generalized without requiring the existence of a global system of conformal coordinates. In fact, it can be formulated as a theorem for affine embeddings.

Theorem 5. *Let \mathcal{M} be a connected affine manifold with boundary. Suppose that*

1. \mathcal{M} is geodesically complete, that is, geodesics extend indefinitely unless they hit the boundary.
2. $\pi_1(\mathcal{M}) = \mathbb{Z}$.
3. $\partial\mathcal{M}$ is homeomorphic to a circle.
4. \mathcal{M} has trivial monodromy.
5. There exists a simple closed curve in \mathcal{M} that is not null homotopic (that is, not contractible) and has winding number one.

Then, there exists a compact subset $K \subset \mathcal{M}$, such that $\mathcal{M} \setminus K$ embeds affinely in the Euclidean plane.

Recall that the winding number of a closed curve in the plane is the total number of times that its tangent rotates. The winding number of a curve in \mathcal{M} is well-defined because tangent vectors can be translated unambiguously to a joint reference point. In fact, the winding number of a closed curve is given by the winding number of its image under the developing map.

Proof. Since the proof is somewhat long and technical, we will break it into short steps:

- (i) \mathcal{M} is an affine manifold. A locally Euclidean metric can be defined on \mathcal{M} by prescribing an inner-product on $T_p\mathcal{M}$ for some arbitrary point p , and parallel transporting tangent vectors to p ; Assumption 4 guarantees that parallel transport is path-independent.
- (ii) Geodesic completeness implies metric completeness. This is the well-known Hopf–Rinow theorem [9, pp. 146–149]. Note that the classical theorem is for a geodesically complete manifold without boundary. It is not hard to generalize the Hopf–Rinow theorem to manifolds with boundary: a manifold is metrically complete if and only if geodesics extend indefinitely unless they hit the boundary.
- (iii) It follows from Assumption 4 that the developing map descends to a function $\text{dev} : \mathcal{M} \rightarrow T_p\mathcal{M} \cong \mathbb{R}^2$ for a reference point $p \in \mathcal{M}$. Indeed, for $q \in \mathcal{M}$ let γ be a curve in \mathcal{M} connecting p to q . Then

$$\text{dev}(q) = \int \Pi_{\gamma(t)}^p(\dot{\gamma}(t)) dt.$$

The triviality of monodromy implies that this integral does not depend on the chosen curve.

- (iv) By Proposition 6 dev is a locally affine map (also a local isometry), and in particular, a local diffeomorphism in $\text{Int}(\mathcal{M})$.

- (v) Even though $\partial\mathcal{M}$ is homeomorphic to a circle, its image under dev is not necessarily a simple curve. Let $L \subset \mathbb{R}^2$ be an open disc that contains $\text{dev}(\partial\mathcal{M})$, and let $K = \text{dev}^{-1}(L)$.
- (vi) \overline{K} is bounded and connected by the following argument: by the completeness and connectedness of \mathcal{M} , and a version of Hopf–Rinow for manifolds with boundary, any point of \mathcal{M} and, in particular, any point of \overline{K} can be connected to $\partial\mathcal{M}$ by a geodesic γ . Since dev is locally affine by step (iv), it follows that $\tilde{\gamma} = \text{dev} \circ \gamma$ is a geodesic. Since \overline{L} is convex, and the endpoints of $\tilde{\gamma}$ belong to \overline{L} , we conclude that $\tilde{\gamma} \subset \overline{L}$. Thus the length of $\tilde{\gamma}$ is less than the diameter of L . It follows that the length of γ is also less than the diameter of L . So, the distance from any point of \overline{K} to $\partial\mathcal{M}$ is bounded. Moreover, $\partial\mathcal{M}$ is compact by assumption 3 and thus bounded. Therefore, \overline{K} is bounded as claimed. Similarly, the fact that $\tilde{\gamma} \subset \overline{L}$ implies that $\gamma \subset \overline{K}$. So any point in \overline{K} can be connected within \overline{K} to a point of $\partial\mathcal{M}$. Moreover, $\partial\mathcal{M}$ is connected by assumption 3. So \overline{K} is connected as claimed.
- (vii) \overline{K} is compact because it is closed and bounded.
- (viii) It follows from step (iv) and the Implicit Function Theorem that \overline{K} is a manifold with boundary and

$$\partial\overline{K} = \partial\mathcal{M} \cup \text{dev}^{-1}(\partial L).$$

In particular, $\partial\overline{K}$ is a union of circles.

- (ix) $\mathcal{M} \setminus K$ is complete because it is a closed subset of a complete manifold.
- (x) It follows from the proof of Lemma 3.3 in Chapter 7 of [9] that

$$\text{dev} : \mathcal{M} \setminus K \rightarrow \mathbb{R}^2 \setminus L$$

is a covering map; denote by d the degree of the covering.

- (xi) $\partial(\mathcal{M} \setminus K)$ is closed and bounded hence compact.
- (xii) It follows from the classification of covering spaces together with the previous step that $\mathcal{M} \setminus K$ is a union of annuli.
- (xiii) The second homology group $H_2(\mathcal{M})$ vanishes by the following argument: The interior of \mathcal{M} is non-compact, so Proposition 3.29 from [13] implies its second homology is trivial. But \mathcal{M} is homotopy equivalent to its interior, so its homology is the same.
- (xiv) It follows from the previous step and a Mayer–Vietoris argument that $H_1(K) \simeq \mathbb{Z}$.
- (xv) By classification of surfaces, K is a (single) annulus.
- (xvi) By the previous step, ∂K is a union of two circles. So, by step (viii) we have $\partial(\mathcal{M} \setminus K) \simeq S^1$.
- (xvii) Hence $\mathcal{M} \setminus K$ is an annulus.
- (xviii) Since \mathcal{M} is the union of two annuli, $\mathcal{M} \setminus K$ and K , along their joint boundary, it follows that \mathcal{M} is an annulus.
- (xix) Let γ be a simple closed curve in $\mathbb{R}^2 \setminus L$. It has winding number one.
- (xx) Let γ^d be the concatenation of γ with itself d times; it has winding number d .

- (xxi) Let $\tilde{\gamma}$ be a lifting of γ^d to $\mathcal{M} \setminus K$, that is, $\text{dev} \circ \tilde{\gamma} = \gamma^d$. Then by covering space theory, $\tilde{\gamma}$ is a simple closed curve that generates $\pi_1(\mathcal{M}) \simeq \mathbb{Z}$. Moreover, since lifting preserves winding number, the winding number of $\tilde{\gamma}$ is d .
- (xxii) By classification of simple closed curves on an annulus (compare with the case of the torus in Chapter 1 of [10]), every two non-contractible simple closed curves on an annulus are homotopic. By Proposition 1.10 of [10], every two simple closed curves in a surface that are homotopic are also isotopic. Together with Assumption 5 it follows that $\tilde{\gamma}$ is isotopic to a curve that has winding number one, hence $d = 1$.
- (xxiii) Since dev is a covering of degree one it is bijective. A bijective map that is locally affine is an affine embedding; this concludes the proof.

4.6. Point Defects

We next briefly consider point defects, that is, manifolds in which the locus of the defect is a point, or a finite collection of points. In three dimensions, \mathcal{M} is simply connected, which implies a trivial fundamental group, and therefore a trivial monodromy. The implication is that point defects cannot be detected in the same way as line defects, by making metric measurements around loops that encircle the defect.

Consider, for example, a point defect of type vacancy. The Volterra cut-and-weld procedure in this case would be to remove from \mathbb{R}^3 a ball of radius a (say, centered at the origin) and weld the boundary of this ball into a single point. \mathcal{M} . Here we take $\mathcal{M} = \mathbb{R}^3 \setminus \{0\}$, which we parametrize using spherical coordinates,

$$(R, \Theta, \Phi) \in (0, \infty) \times [0, \pi] \times [0, 2\pi),$$

and the metric is

$$g = dR \otimes dR + (R + a)^2 d\Theta \otimes d\Theta + (R + a)^2 \sin^2 \Theta d\Phi \otimes d\Phi.$$

The vacancy manifests in that the intrinsic geometry in its vicinity has “too much length”; the surface area of spheres that converge to a single point—the locus of the defect—does not tend to zero.

Here too, like for the two-dimensional defects considered in the last subsection, the trivial monodromy manifests itself in the fact that if a compact set that contains the locus of the defect is removed, the punctured manifold embeds isometrically in Euclidean space.

5. Discussion

This paper is concerned with the description of singular defects in isotropic media. The geometric structure of such materials is fully encoded in their reference metric. We showed that topological defects can be fully described by geometric fields that only reflect the metric structure. More specifically, topological defects

are described by the affine structure induced by the locally Euclidean metric. In particular, dislocations are described by the affine structure without reference to torsion.

It is important to stress that our approach does not contradict former approaches. As showed by Wang almost 50 years ago, non-Riemannian material connections arise naturally in media that exhibit discrete symmetries. Our statement is that the “failure of parallelograms to be closed” can be fully captured in isotropic media by the translational part of the monodromy, which only depends on the postulated affine structure. Note that the moment that topological defects are encoded by a metric, they can be realized without the need to break any structure. For example, both disclinations and edge dislocations can be created by imposing a two-dimensional reference metric via differential swelling, as in [15], with a swelling factor that is harmonic everywhere but at a finite number of points.

Another observation is the relation between disclinations and dislocations as monopoles and dipoles of curvature charges, and their electrostatic analog. As in the electrostatic analog, the dipole moment is independent of the reference point if and only if the monopole moment vanishes, thus answering the question raised by MIRI and RIVIER [21] about the coexistence of disclinations and dislocations. Yet, unlike in the electrostatic analog, the dipole moment (reflected by the translational part of the monodromy) can be calculated exactly, and not just asymptotically at infinity, by metric measurements around loops that encircle the locus of the defect. In this respect, the nonlinear Laplace equation that connects the metric to the Gaussian curvature turns out to be “simpler” than the linear Poisson equation in electrostatics.

Another result of the present paper is that every two-dimensional metric that has trivial monodromy can be isometrically embedded in the plane, up to the possible need to exclude a compact subset. In practical terms, this means that every defective plane in which the defect cannot be detected by metric measurements along a curve that encircles the locus of the defect can be embedded in Euclidean plane with metric distortions restricted to a compact set. This observation, which is relevant, for example, to known defects in graphene, has immediate implications on the elastic energy associated with such defects.

Our paper is concerned with the description of defects, and does not present calculations of residual stresses in bodies with defects. To calculate stresses one needs a concrete model, for example, a neo-Hookean solid as used in [29], with strain measured relative to the postulated reference metric.

Acknowledgments RAZ KUPFERMAN was partially funded by the Israel Science Foundation and by the Israel-US Binational Foundation. JAKE P. SOLOMON was partially supported by the Israel Science Foundation grant 1321/2009 and the Marie Curie International Reintegration Grant No. 239381. We are grateful to Leonid Polterovich and Eran Sharon for fruitful discussions.

References

1. AHARONI, H., ABRAHAM, Y., ELBAUM, R., SHARON, E., KUPFERMAN, R.: Emergence of spontaneous twist and curvature in non-Euclidean rods: application to erodium plant cells. *Phys. Rev. Lett.* **108**, 238, 106 (2012)

2. ARMON, S., EFRATI, E., SHARON, E., KUPFERMAN, R.: Geometry and mechanics of chiral pod opening. *Science* **333**, 1726–1730 (2011)
3. BENZÉCRI, J.P.: Sur les variétés localement affines et localement projectives. *Bull. de la S.M.F.* **88**, 229–332 (1960)
4. BILBY, B., BULLOUGH, R., SMITH, E.: Continuous distributions of dislocations: a new application of the methods of Non-Riemannian geometry. *Proc. R. Soc. A* **231**, 263–273 (1955)
5. BILBY, B., SMITH, E.: Continuous distributions of dislocations. III. *Proc. R. Soc. Edin. A* **236**, 481–505 (1956)
6. DAWSON, C., VINCENT, J., ROCCA, A.M.: How pine cones open. *Nature* **390**, 668 (1997)
7. DEREZIN, S., ZUBOV, L.: Disclinations in nonlinear elasticity. *Z. Angew. Math. Mech.* **91**, 433–442 (2011)
8. DERVAUX, J., BEN AMAR, M.: Morphogenesis of growing soft tissues. *Phys. Rev. Lett.* **101**, 068,101 (2008)
9. DO CARMO, M.: *Riemannian Geometry*. Birkhauser, Boston, 1992
10. FARB, B., MARGALIT, D.: *A primer on mapping class groups*. Princeton University Press, Princeton, 2011
11. FORTERRE, Y., SKOTHEIM, J., DUMAIS, J., MAHADEVAN, L.: How the Venus flytrap snaps. *Nature* **433**, 421–425 (2005)
12. FRIED, D., GOLDMAN, W., HIRSCH, M.: Affine manifolds with nilpotent holonomy. *Comment. Math. Helvetici* **56**, 487–523 (1981)
13. HATCHER, A.: *Algebraic Topology*. Cambridge University Press, Cambridge, 2002
14. KATANAEV, M., VOLOVICH, I.: Theory of defects in solid and three-dimensional gravity. *Ann. Phys.* **216**, 1–28 (1992)
15. KLEIN, Y., EFRATI, E., SHARON, E.: Shaping of elastic sheets by prescription of non-Euclidean metrics. *Science* **315**, 1116–1120 (2007)
16. KONDO, K.: Geometry of elastic deformation and incompatibility. *Memoirs of the Unifying Study of the Basic Problems in Engineering Science by Means of Geometry*, Vol. 1 (Eds. K. Kondo) pp. 5–17, 1955
17. KRONER, E.: The physics of defects. Les Houches Summer School Proceedings (Eds. R. Balian, M. Kleman, J.P. Poirier). North-Holland, Amsterdam, 1981
18. KRONER, E.: The internal mechanical state of solids with defects. *Int. J. Solids Struct.* **29**, 1849–1852 (1992)
19. LIANG, H., MAHADEVAN, L.: The shape of a long leaf. *Proc. Natl. Acad. Sci. USA* (2009)
20. MARDER, M., PAPANICOLAOU, N.: Geometry and elasticity of strips and flowers. *J. Stat. Phys.* **125**, 1069–1092 (2006)
21. MIRI, M., RIVIER, N.: Continuum elasticity with topological defects, including dislocations and extra matter. *J. Phys. A Math. Gen.* **35**, 1727–1739 (2002)
22. NOLL, W.: A mathematical theory of the mechanical behavior of continuous media. *Arch. Rational Mech. Anal.* **2**, 197–226 (1958)
23. OZAKIN, A., YAVARI, A.: Affine development of closed curves in Weitzenböck manifolds and the burgers vector of dislocation mechanics. *Math. Mech. Solids* **19**, 299–307 (2014)
24. ROMANOV, A.: Mechanics and physics of disclinations in solids. *Europ. J. Mech. A/Solids* **22**, 727–741 (2003)
25. SEUNG, H., NELSON, D.: Defects in flexible membranes with crystalline order. *Phys. Rev. A* **38**, 1005–1018 (1988)
26. VOLTERRA, V.: Sur l'équilibre des corps élastiques multiplement connexes. *Ann. Sci. Ecole Norm. Sup. Paris 1907* **24**, 401–518 (1907)
27. WANG, C.C.: On the geometric structures of simple bodies, a mathematical foundation for the theory of continuous distributions of dislocations. *Arch. Rational Mech. Anal.* **27**, 33–93 (1967)
28. WU, Z., MOSHE, M., GREENER, J., THERIEN-AUBIN, H., NIE, Z., SHARON, E., KUMACHEVA, E.: Three-dimensional shape transformations of hydrogel sheets induced by small-scale modulation of internal stresses. *Nat. Commun.* **4**, 1586 (2013). doi:[10.1038/ncomms2549](https://doi.org/10.1038/ncomms2549)

29. YAVARI, A., GORIELY, A.: Riemann–Cartan geometry of nonlinear dislocation mechanics. *Arch. Rational Mech. Anal.* **205**, 59–118 (2012)
30. YAVARI, A., GORIELY, A.: Weyl geometry and the nonlinear mechanics of distributed point defects. *Proc. R. Soc. A* **468**, 3902–3922 (2012)
31. YAVARI, A., GORIELY, A.: Riemann–Cartan geometry of nonlinear disclination mechanics. *Math. Mech. Solids* **18**, 91–102 (2013)

Institute of Mathematics,
The Hebrew University,
Jerusalem 91904,
Israel
e-mail: raz@math.huji.ac.il

and

Racah Institute of Physics,
The Hebrew University,
Jerusalem 91904,
Israel
e-mail: michael.moshe@mail.huji.ac.il

and

Institute of Mathematics,
The Hebrew University,
Jerusalem 91904,
Israel
e-mail: jake@math.huji.ac.il

(Received September 15, 2013 / Accepted November 25, 2014)
© Springer-Verlag Berlin Heidelberg (2014)